


# 4100

HAND DRAWN  
WIDE CHANNEL

# 4100



**G-RAIL<sup>®</sup>**  
ALUMINIUM RAIL

> *by Goelst*



### G-Rail 4100 - The classic heavy duty curtain rail system:

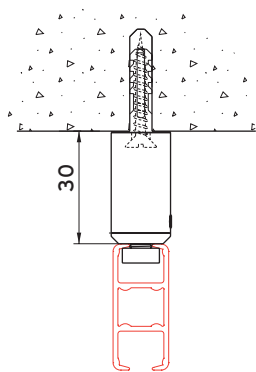
This premier profile of classic design is one of the strongest tracks in the G-Rail program. With the ability to span up to 260 cm between bracket centres, profile 4100 is especially appropriate for wide window situations where fixing points are limited. System 4100 is suitable for many curtain applications and is particularly suitable for very heavy curtains when assembled with rollers or our technically advanced gliders. Already established within the commercial sector this profile is now in demand for the design lead domestic market.

**Standard colours:** White RAL 9010, natural. Special colours on request.

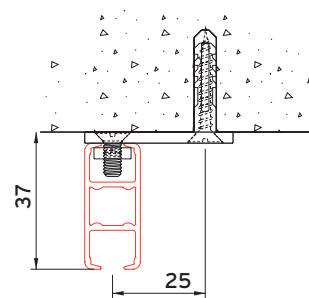
**HAND DRAWN  
WIDE CHANNEL**  
# 4100

# 4100 > The classic heavy duty curtain rail system

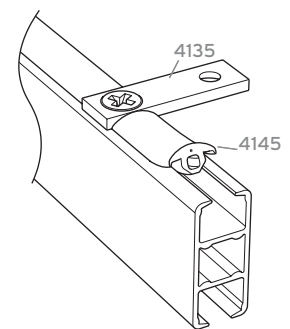
## Installation



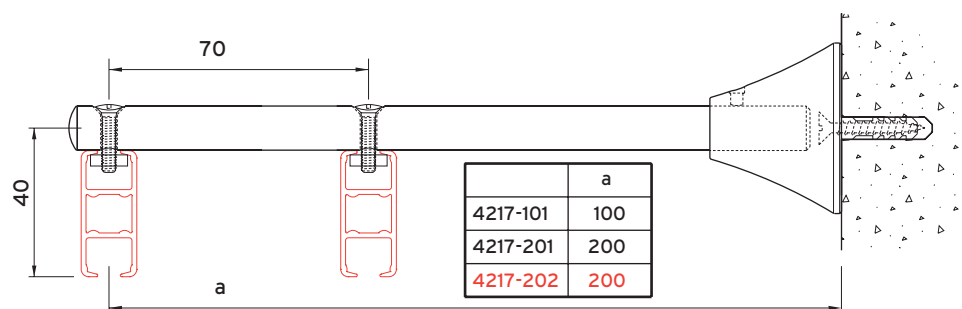
ceiling fixing with mini-suspension hanger 4254



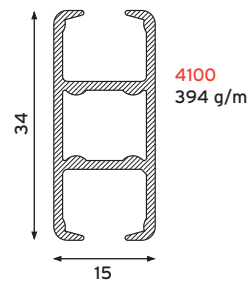
top fixing with ceiling fixing plate 4135



top fixing with ceiling fixing plate 4135 and dust cover 4145 (for gap closure)



Face fixing with adjustable extension bracket



## Specification Guide

### Material:

Aluminium 606035-T6-F22. (Higher specification than DIN 1725).  
Shape and size tolerances are in accordance with DIN 17615.  
White RAL 9010 powder coated in accordance with the Qualicoat standard.  
Special colours on request. Profile weight: 394 g/m.

### Accessories:

Gliders 4010 at 10-16 per metre with 2 end stops 4001 and 2 end covers 4153 per length.

### Installation:

Ceiling fixing with ceiling fixing plate 4135 or mini-suspension hanger 4254.  
Face fixing with wall support 4150, adjustable extension bracket 4217 or extension bracket 4115.

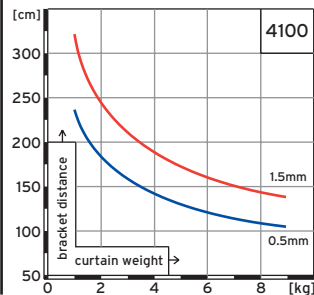
Bracket fixing centres in accordance with the G-Standard or the following table.

light	medium	heavy (curtain)
200 cm	150 cm	110 cm

### Bending:

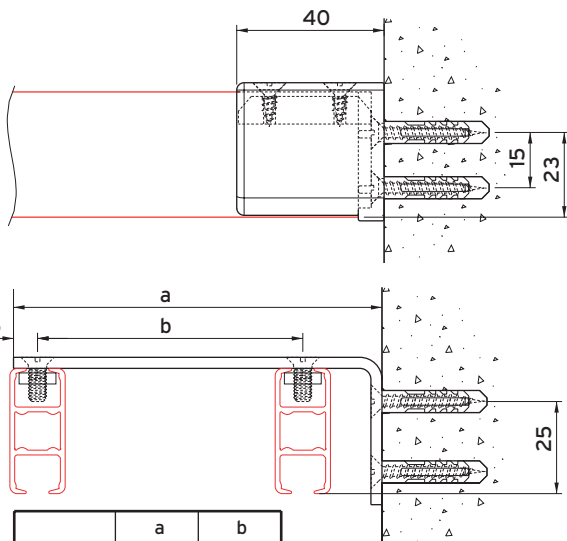
Minimum radius 20 cm. Bending machine 1015.

## G-Standard (bracket fixing guide)



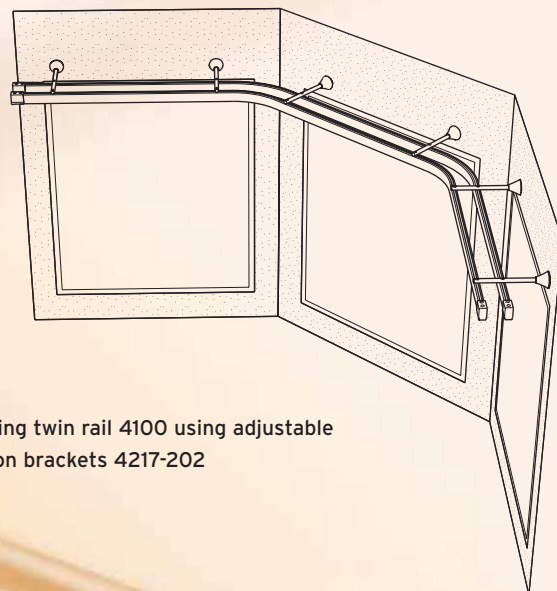
# heavy duty system

end fixing with wall support 4150



face fixing with extension bracket 4115-10








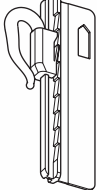



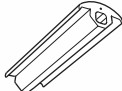
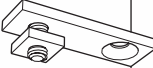


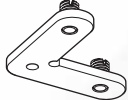




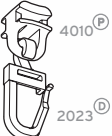

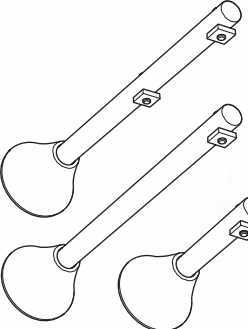

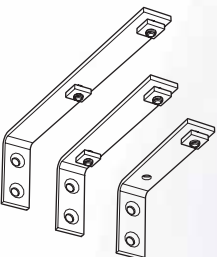


## Product example



Face fixing twin rail 4100 using adjustable extension brackets 4217-202

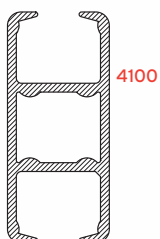
# Components

Product design and specification changes reserved.




CURTAIN TRANSPORT					
	<b>4001</b> endstop colours: B - G - W		<b>2020</b> double hook		<b>4150</b> wall support colours: B - GR - W
	<b>4001-A</b> endstop with eye (metal)		<b>2021</b> G-hook	<b>ACCESSORIES</b>	
	<b>4002</b> endstop		<b>2022</b> curtain hook		<b>2024-55</b> adjustable sew-in hook
	<b>4003</b> spring stop		<b>4048-10</b> corner connection with eye		
	<b>4007</b> rotating glider	<b>CEILING FIXING</b>			<b>4145</b> dust-cover to close and seal gap when using 4135 fixing plates colours: B - GR - W
			<b>4135</b> ceiling fixing plate colours: N - W		
	<b>4010</b> <sup>Ⓟ</sup> Glider (on strip) colours: B - G - W - ZW		<b>4254</b> Mini-suspension hanger - 3 cm colours: B - G - N - W		<b>4048-10-ZO</b> corner connection without eye (for top of rail)
	<b>4012-10</b> click glider	<b>WALL FIXING</b>			<b>5080</b> overlap carrier to be used in combination with a drawrod:
	<b>4012-40</b> click glider transversed				
	<b>4012-50</b> click glider transversed with hook				
	<b>4025</b> glider 4010 with hook 2023				
	<b>4030</b> roller colours: B - G - W - ZW		<b>4217-202</b> <sup>Ⓧ</sup> 20 cm <b>4217-201</b> <sup>Ⓧ</sup> 20 cm <b>4217-101</b> <sup>Ⓧ</sup> 10 cm adjustable extension bracket B - GM - NM - W		<b>7399</b> Plexi drawrod
			<b>4115-15</b> <b>4115-10</b> <b>4115-07,5</b> extension bracket (16x3 mm) colours: N - W		<b>7399-WK</b> Steel drawrod white synthetic cover
					<b>7399-K</b> Plexi drawrod with core

## HAND DRAWN WIDE CHANNEL

# 4100



B = Brown  
G = Gold  
GM = Gold metallic  
GR = Grey  
N = Natural  
NM = Natural metallic  
W = White  
ZW = Black

 = Standard item  
 = Registered design  
 = Patented design

**G-RAIL**<sup>®</sup>



Space for dealer address

03/2004