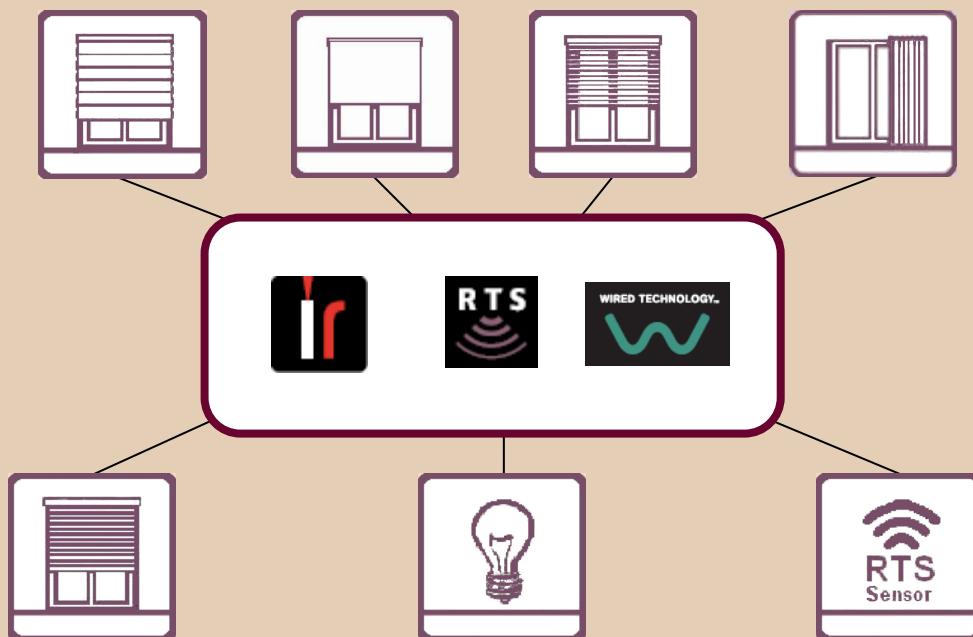




Product Guide

Internal Window Coverings



Contents

3.	Introduction Page	
4.	Introduction Page 2	
5.	RTS Section	
6.	LT28 Roller Blind	
7.	LT28 Roller Blind Order Form	
8.	Rollup WireFree RTS Roller Blind	
9.	Rollup WireFree RTS Roller Blind Order Form	
10.	Sonesse 30 RTS Roller Blind	
11.	Sonesse 30 RTS Roller Blind Order Form	
12.	LS40 Altus Roller Blind	
13.	LS40 Altus Roller Blind Order Form	
14.	Sonesse 50 RTS Blind	
15.	Sonesse 50 RTS Blind Order Form	
16.	LV/LW Small Venetian Blind	
17.	LV/LW Small Venetian Blind Order Form	
18.	Tilt WireFree Venetian Blind	
19.	Tilt WireFree Venetian Blind Order Form	
20.	LS40 Large Venetian Blind	
21.	LS40 Large Venetian Blind Order Form	
22.	LS40 Modulis Receiver RTS Venetian Blind	
23.	LS40 Modulis Receiver RTS Venetian Blind Order Form	
24.	LV/LW Roman Blind	
25.	LV/LW Roman Blind Order Form	
26.	Cord Lift WireFree Blind	
27.	Cord Lift WireFree Blind Order Form	
28.	LS40 Altus Roman Blind	
29.	LS40 Altus Roman Blind Order Form	
30.	Glystro 25 RTS Curtain Track	
31.	Glystro 25 RTS Curtain Track Order Form	
32.	Glystro 50 RTS Curtain Track	
33.	Glystro 50 RTS Curtain Track Order Form	
34.	Lighting Modulis RTS Receiver	
35.	Lighting Modulis RTS Receiver Order Form	
36.	RTS Indoor Sensor Page	
37.	RTS Indoor Sensor Order Form	
38.	RTS Control Page	
39.	Infra-Red Section	
40.	LT28 IR Roller Blind	
41.	LT28 IR Roller Blind Order Form	
42.	LS40 IR Roller Blind	
43.	LS40 IR Roller Blind Order Form	
44.	Sonesse 50 ILT IR Blind	
45.	Sonesse 50 ILT IR Blind Order Form	
46.	LV/LW Small IR Venetian Blind	
47.	LV/LW Small IR Venetian Blind Order Form	
48.	LS40 IR Large Venetian Blind	
49.	LS40 IR Large Venetian Blind Order Form	
50.	LV/LW IR Roman Blind	
51.	LV/LW IR Roman Blind Order Form	
52.	LS40 IR Roman Blind	
53.	LS40 IR Roman Blind Order Form	
54.	Glystro 50 RTS IR Curtain Track	
55.	Glystro 50 RTS IR Curtain Track Order Form	
56.	Infra-Red Control Page	
57.	Hard Wired Section	
58.	LT28 H/W Roller Blind	
59.	LT28 H/W Roller Blind Order Form	
60.	Sonesse 30 Dry Contact	
61.	Sonesse 30 Dry Contact Order Form	
62.	Sonesse 30 Dry Contact Venetian Blind	
63.	Sonesse 30 Dry Contact Venetian Blind Order Form	
64.	LS40 Hard Wired Roller Blind	
65.	LS40 Hard Wired Roller Blind Order Form	
66.	Sonesse 50 ILT H/W Blind	
67.	Sonesse 50 ILT H/W Blind Order Form	
68.	LV/LW Small H/W Venetian Blind	
69.	LV/LW Small H/W Venetian Blind Order Form	
70.	LS40 H/W Large Venetian Blind	
71.	LS40 H/W Large Venetian Blind Order Form	
72.	LV/LW H/W Roman Blind	
73.	LV/LW H/W Roman Blind Order Form	
74.	LS40 H/W Roman Blind	
75.	LS40 H/W Roman Blind Order Form	
76.	Glystro 50 RTS H/W Curtain Track	
77.	Glystro 50 RTS H/W Curtain Track Order Form	
78.	Hard Wired Control Page	

RTS
Section



Infra Red
Section



Hard
Wired
Section



Introduction Page

Internal Window Coverings (IWC)

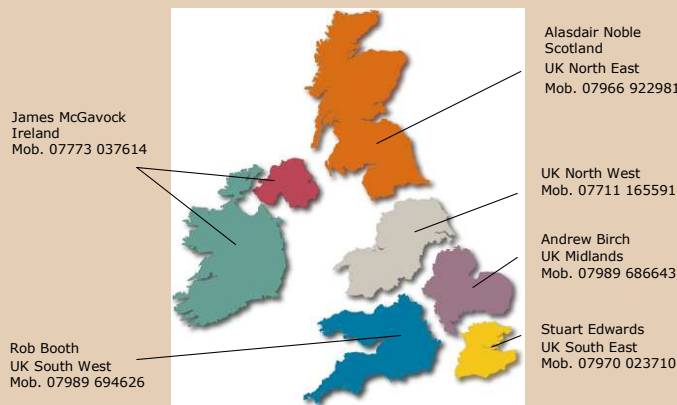
“Somfy is the world leader of motors for and the automation of internal/external sun protection products and window shutters. In our range you will also find solutions for garage doors, gates, windows etc.”

In this document you will find a range of simple examples of solutions for motorization of internal blinds. Our aim here is to explain the components needed to motorize different types of blinds.

Please note that these only represent a few examples of some major tube and head rail systems that are available on the market. Our motors can be adapted to most systems available.

Controls solutions in this document are basic systems. More advanced combinations are possible.

For any queries not covered in this document, please contact your local Regional Sales manager.



Somfy Ltd
Moorfield Road
Yeadon
Leeds
LS19 7BN
Tel: 0113 391 3030
Fax: 0113 391 3010

Somfy London,
Unit 218 - 219
Business Design Center
52 Upper Street
Islington
London, N1 0QH
Tel: 0207 288 6038
Fax: 0207 288 6040

sales.uk@somfy.com

Dimensions of blinds shown are estimated maximum values, these may vary due to the weight of fabric, slats bottom bar etc.

For the purposes of Liability Disclaimer below, "Information" includes (without limitation) any statement of fact or opinion, advice, data, documents or computer readable material in any form whatsoever.

Liability Disclaimer

In preparation of this booklet, we have endeavored to offer current, correct and clearly expressed information. However, since inadvertent errors can occur and since relevant laws and regulations often change, the information may be neither current nor accurate. Further, the information contained in this booklet is intended to provide general guidance on matters of interest.

Version 1.0	A Aedy	24/01/2008	First Edition	
Version 2.0	A Aedy	09/09/2008	Second edition	Inclusion of new products
Version 3.0	A Aedy	06/01/2010	Third edition	Inclusion of IR and Hard Wired Sections



Roller Blinds – fabric blind with tubular motor



Venetian Blind – slat blind with headrail motor



Roman Blind – fabric blind with headrail motor



Pleated Blind – paper/fabric blind with headrail motor



Curtain Track – fabric curtain opener attached to a track



Power Options

There are many different ways that Somfy motors and controls can be powered, here are a few examples:

Battery Motors (12V DC)

Low voltage DC blinds (24V)

Mains voltage blinds (240V)

12V DC
Battery Powered
24V DC
Low Voltage
240V AC
Mains Voltage


small blinds, retrofit or wireless locations

small blinds/hazardous areas

large blinds/non-hazardous areas

For the large part, internal blinds are either 24V low voltage tubular or headrail-mounted motors for smaller domestic blinds (requires a transformer) or 240V mains voltage motors for larger blinds.

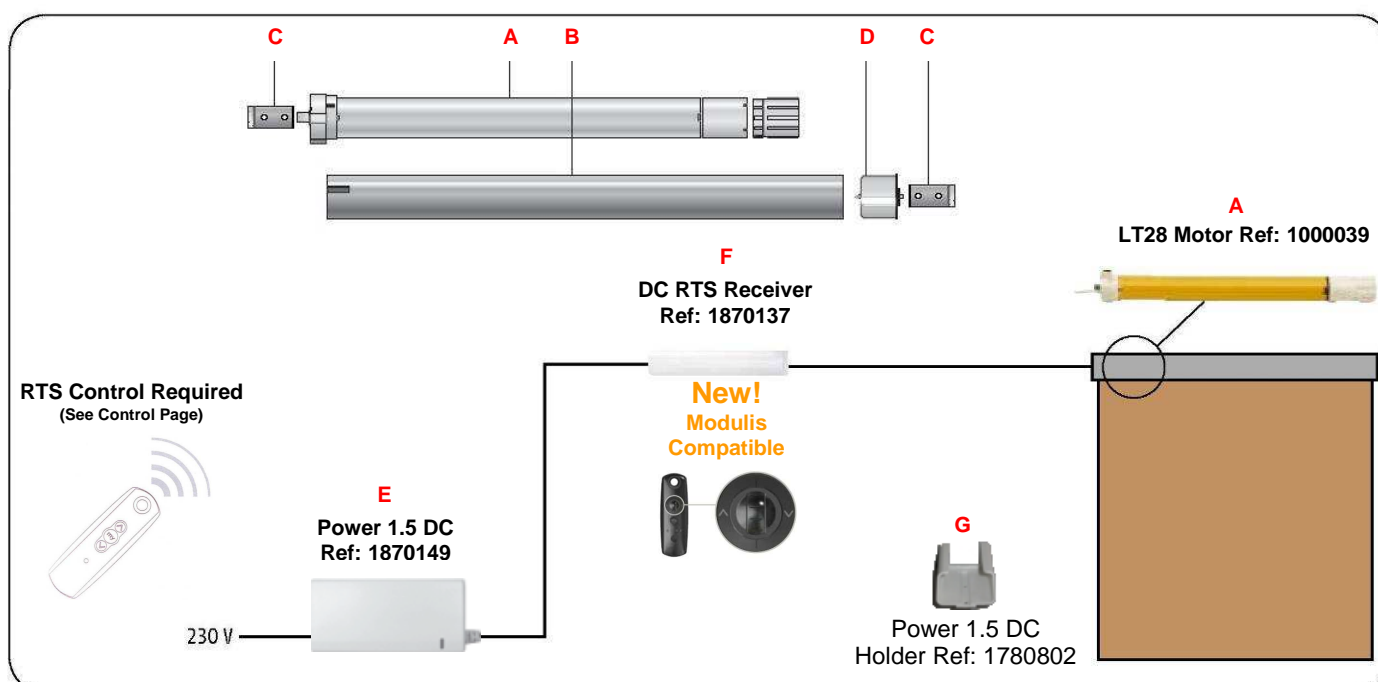
RTS Section



LT28 RTS Single Blind Kit



Fabric	transparent	semi-opaque	black out
Max. height	3.5 m	3.5 m	3.5 m
Max. square m	5 m ²	4 m ²	3 m ²
Min. width	0.35 m	0.35 m	0.35 m
Max. width	3 m	3 m	3 m

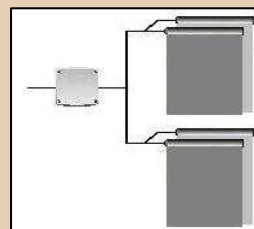


Kit Parts For A Single Blind

- A** - 1 x Motor (Ref: 1000039)
- B** - 1 x Tube in 3M lengths (Ref: 9011786)
- C** - 1 x LT 28 Brackets (Ref: 9013712)
- D** - 1 x Plug End (Ref: 9013933)
- E** - 1 x Power 1.5 DC Transformer (Ref: 1870149)
- F** - 1 x DC RTS Receiver (Ref: 1870137)
- G** - Power 1.5 DC Holder Available (Ref: 1780802)
- 1 x RTS Control (See RTS Control Page)

For Group Control Up to 5 Motors

(Change the Power 1.5 DC and Module DC RTS for Power 1 x 2.5 DC RTS)



Power 1 x 2.5 DC
RTS Ref: 1870158


Power 1.5 DC

Module DC RTS



LT28 Single Blind Kit Order Sheet

24V DC
Low Voltage



You're Company Details:

Company Name	Contact Name	B P Code
Company Address	Delivery Address	Contact Numbers
		Tel:
		Fax:
		Customer Order No

You're Order Details:

Part number	Description	Units
1000039	LT28 Motor	
9011786	Tube in 3M lengths	
9013712	LT 28 Brackets	
9013933	Plug End	
1870149	Power 1.5 DC Transformer	
1870137	DC RTS Receiver	
1780802	Power 1.5 DC Holder	
	RTS Control (See RTS Control Page)	

Requested Supply Date		Date		Signed	
-----------------------	--	------	--	--------	--

*Please refer to the customer service booklet for terms and conditions.

Roll-up WireFree RTS Blind Kit

For use with an Aluminium tube only

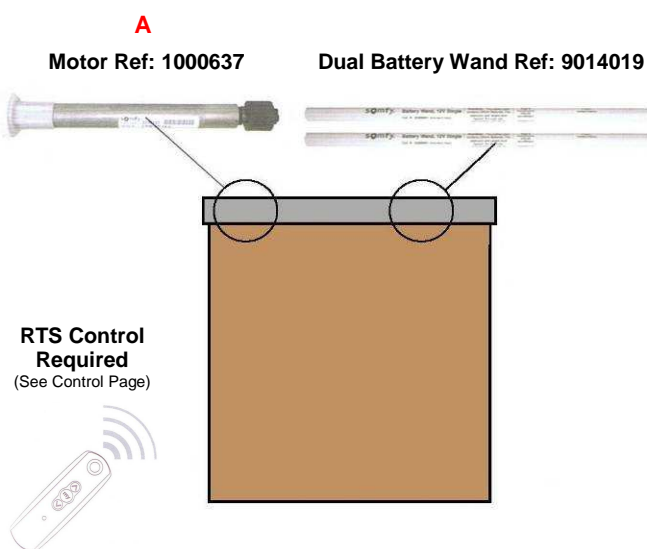


Lightweight fabric blind (250g /m sq), up to maximum 5m sq blind

Heavyweight fabric blinds (550g /m sq), e.g. blackouts, up to maximum 4m sq blind

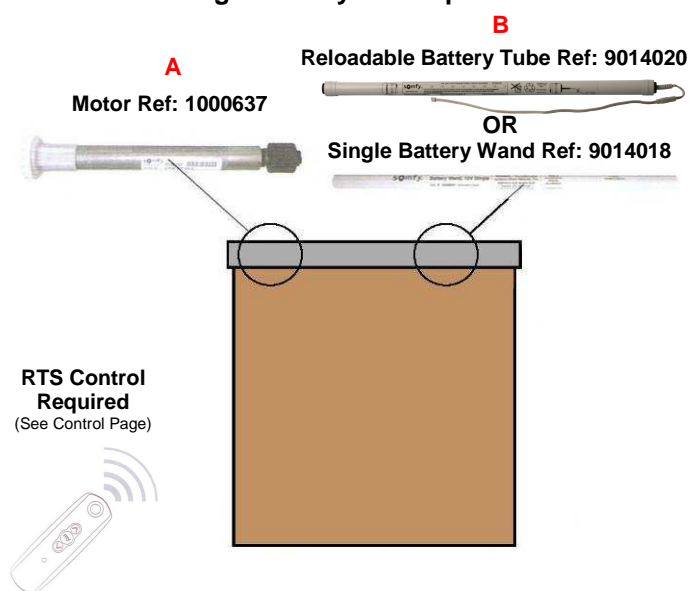
Blinds greater than 1.6M height

Dual Battery Wand Kit Required



Blinds less than 1.6M height

Single Battery Kit Required



Accessories

Rollease Tube		Louvolite Tube	Hunter Douglas Tube
D 32mm Ref: 9013487	D 38mm Ref: 9013488	D 38mm (System 40) Ref: 9014046	D 35mm Ref: 9013935

Kit Parts For A Single Blind

- A** 1 x Motor (Ref: 1000637)
- B** 1 x Reloadable, Single or Dual Battery Pack (Ref: 9014020, 9014018 or 9014019)
- C** 1 x Wall mount battery clip kit (2 packs for dual battery solution – Ref: 9013263)
- D** 1 x Pack of Tube Adapters (See above accessories)
- 1 x RTS Control (See RTS Control Page)

Wall mount battery clip kit

- C**
- (2 x clips per pack)
- (2 packs required for dual battery solution)
- Ref: 9013263



* Tube and brackets not available from Somfy

12V DC
Battery Powered



Roll-up WireFree RTS Blind Kit Order Form

You're Company Details:

Company Name	Contact Name	B P Code
Company Address	Delivery Address	Contact Numbers
		Tel:
		Fax:
		Customer Order No

You're Order Details:

Part Number	Description	Units Required
1000637	Motor	
9014020	Reloadable Battery Tube	
	OR	
9014018	Single Battery Pack	
	OR	
9014019	Dual Battery Pack	
9013263	Wall mount battery clip kit (2 packs are required for dual battery solution)	
	Pack of Tube Adapters (See accessories)	
	RTS Control (See RTS Control Page)	

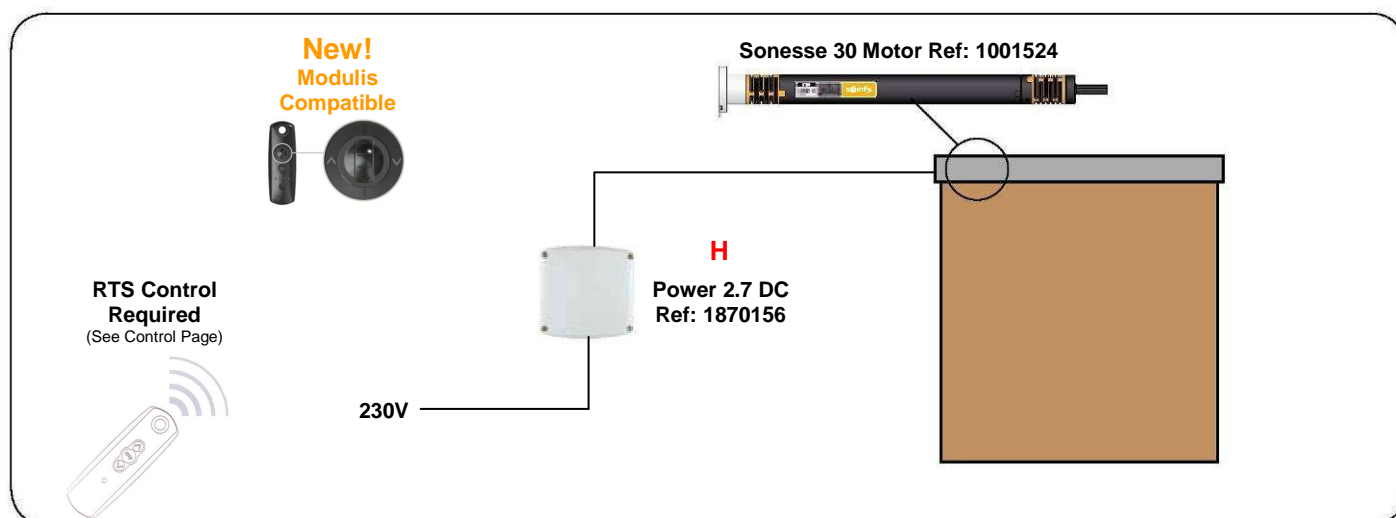
Requested Supply Date		Date		Signed	
-----------------------	--	------	--	--------	--

*Please refer to the customer service booklet for terms and conditions.


Sonesse 30 RTS Blind Kit



Fabric	Transparent	Semi-opaque	Blackout
Max. Height	7M	7M	7M
Max. Square M	16M ²	14M ²	7M ²
Min Width	0.5M	0.5M	0.5M
Max Width	3M	3M	3M

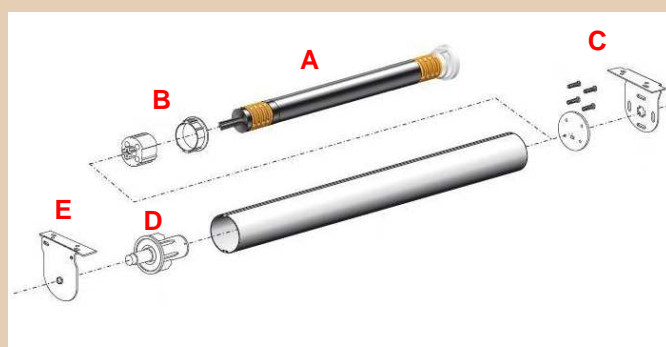


Kit Parts For An LS40 Version Blind



- A** - 1 x Motor (Ref: 1001524)
- B** - 1 x LS40 Conversion Kit (Ref: 9013776)
- C** - 1 x LS40 Motor Bracket (Ref: 9500683)
- D** - 1 x Plug End (Ref: 9500688)
- E** - 1 x Plug End Bracket (Ref: 9500685)
- F** - 2 x 40mm Drive wheels (Ref: 9147544)
- G** - 1 x Crown Wheel (Ref: 9147330)
- H** - 1 x Power 2.7 DC (1870156)
- 1 x RTS Control (see RTS Control Page)

Kit Parts For A Louvolite System 40 Blind Version



- A** - 1 x Motor (Ref: 1001524)
- B** - 1 x Louvolite System 40 adapter pack (Ref: 9014045)
- C** - 1 x Louvolite Bracket (supplied by Louvolite)
- D** - 1 x Plug End (supplied by Louvolite)
- E** - 1 x Plug End Bracket (supplied by Louvolite)
- H** - 1 x Power 2.7 DC (1870156)
- 1 x RTS Control (see RTS Control Page)

* Louvolite System 45 adapter pack also available Ref: 9014333

* Accessories are available for other tube options

* Tube not available from Somfy

Sonesse 30 RTS Blind Kit Order Form

24V DC
Low Voltage



You're Company Details:

Company Name	Contact Name	B P Code
Company Address	Delivery Address	Contact Numbers
		Tel:
		Fax:
		Customer Order No

You're Order Details:


LS40 Version Ordering Details		
Part Number	Description	Units Required
1001524	Motor	
9013776	LS40 Conversion Kit	
9500683	LS40 Motor Bracket	
9500688	Plug End	
9500685	Plug End Bracket	
9147544	40mm Drive wheels	
9147330	Crown Wheel	
1870156	Power 2.7 DC PSU	
	RTS Control (See RTS Control Page)	

Louvolite System 40 or 45 Version Ordering Details		
Part Number	Description	Units Required
1001524	Motor	
9014045	Louvolite System 40 adapter pack	
9014333	Louvolite System 45 adapter pack	
	Louvolite Bracket (supplied by Louvolite)	
	Plug End (supplied by Louvolite)	
	Plug End Bracket (supplied by Louvolite)	
1870156	Power 2.7 DC PSU	
	RTS Control (See RTS Control Page)	

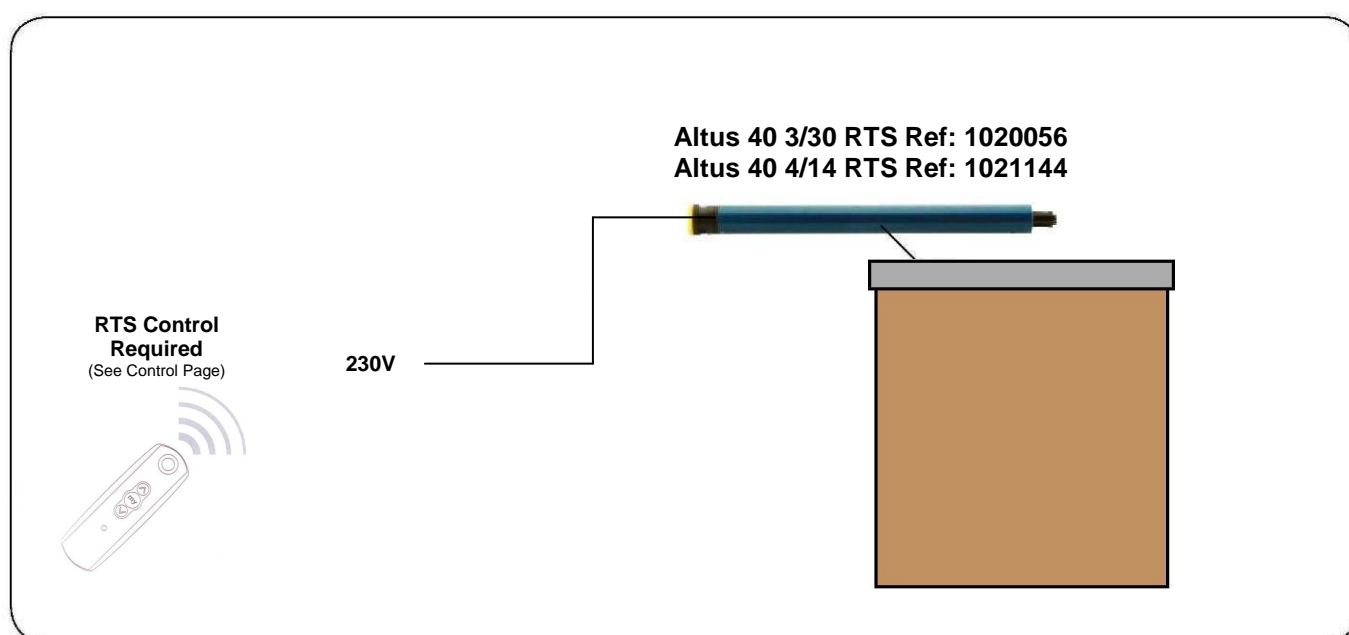
Requested Supply Date		Date		Signed	
-----------------------	--	------	--	--------	--

*Please refer to the customer service booklet for terms and conditions.

LS40 Altus Roller Blind Kit




Fabric	transparent	black out
Max. height	5 m	5 m
Max. square m (3 Nm)	20 m ²	12 m ² - Dependant on motor choice
Min. width	0.6 m	0.6 m
Max. width	3 m	3 m



Kit Parts For An LS40 Altus Blind

- A** - 1 x Motor (Ref: Altus 40 3/30 RTS Ref: 1020056
Altus 40 4/14 RTS Ref: 1021144)
- B** - 1 x LS40 Motor Bracket (Ref: 9500683)
- C** - 1 x Plug End (Ref: 9500688)
- D** - 1 x Plug End Bracket (Ref: 9500685)
- E** - 2 x 40mm Drive wheels (Ref: 9147544)
- F** - 1 x Crown Wheel (Ref: 9147330)
- 1 x RTS Control (see RTS Control Page)



* Tube not available from Somfy
* Larger blind versions are available

LS40 Altus Roller Blind Kit

240V AC
Mains Voltage



You're Company Details:

Company Name	Contact Name	B P Code
Company Address	Delivery Address	Contact Numbers
		Tel:
		Fax:
		Customer Order No

You're Order Details:

LS40 Altus Roller Blind Version Ordering Details		
Part Number	Description	Units Required
1020056	LS40 Altus Motor 3 Nm Version	
1021144	LS40 Altus Motor 4 Nm Version	
9500683	LS40 Motor Bracket	
9500688	Plug End	
9500685	Plug End Bracket	
9147544	40mm Drive wheels	
9147330	Crown Wheel	
	RTS Control (See RTS Control Page)	

Requested Supply Date		Date		Signed	
-----------------------	--	------	--	--------	--

*Please refer to the customer service booklet for terms and conditions.

Sonesse 50 RTS Blind Kit



Fabric	Transparent	Semi-Opaque	Blackout
Max. Height	6M	6M	6M
Max. Square M	24M ²	18M ²	12M ²
Min Width	0.85M	0.85M	0.85M
Max Width	3.5M	3.5M	3.5M

A Sonesse 50 RTS Motor (Ref: 1030032)

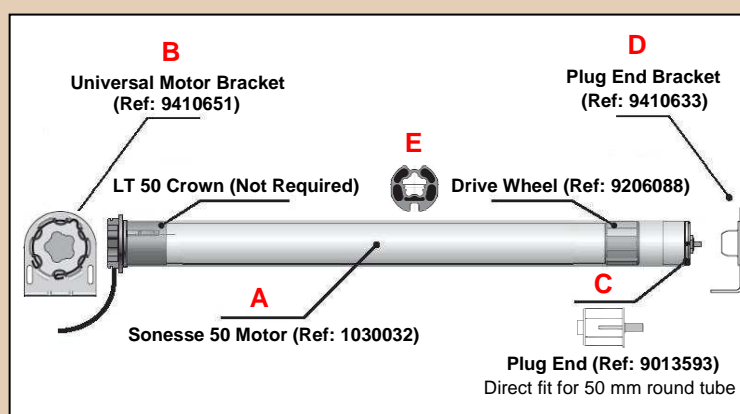
230V

RTS Control
Required
(See Control Page)



Kit Parts For A Sonesse 50 Roller Blind (50mm Tube)


- A** - 1 x Sonesse 50 RTS Motor (Ref: 1030032)
- B** - 1 x Motor Bracket (Ref: 9410651)
- C** - 1 x Plug End (Ref: 9013593)
- D** - 1 X Plug End Bracket (Ref: 9410633)
- E** - 1 x Drive wheel (Ref: 9206088)
- 1 x RTS Control (see RTS Control Page)



* Tube not available from Somfy
 * Sonesse 50 motor may take up to 4 weeks delivery

Sonesse 50 RTS Blind Kit Order Form

240V AC
Mains Voltage



You're Company Details:

Company Name	Contact Name	B P Code
Company Address	Delivery Address	Contact Numbers
		Tel:
		Fax:
		Customer Order No

You're Order Details:

Sonesse 50 RTS Blind Kit Ordering Details		
Part Number	Description	Units Required
1030032	Sonesse 50 RTS Motor	
9410651	Motor Bracket	
9013593	Plug End	
9410633	Plug End Bracket	
9206088	Drive Wheel	
	RTS Control (See RTS Control Page)	

Requested Supply Date		Date		Signed	
-----------------------	--	------	--	--------	--

*Please refer to the customer service booklet for terms and conditions.

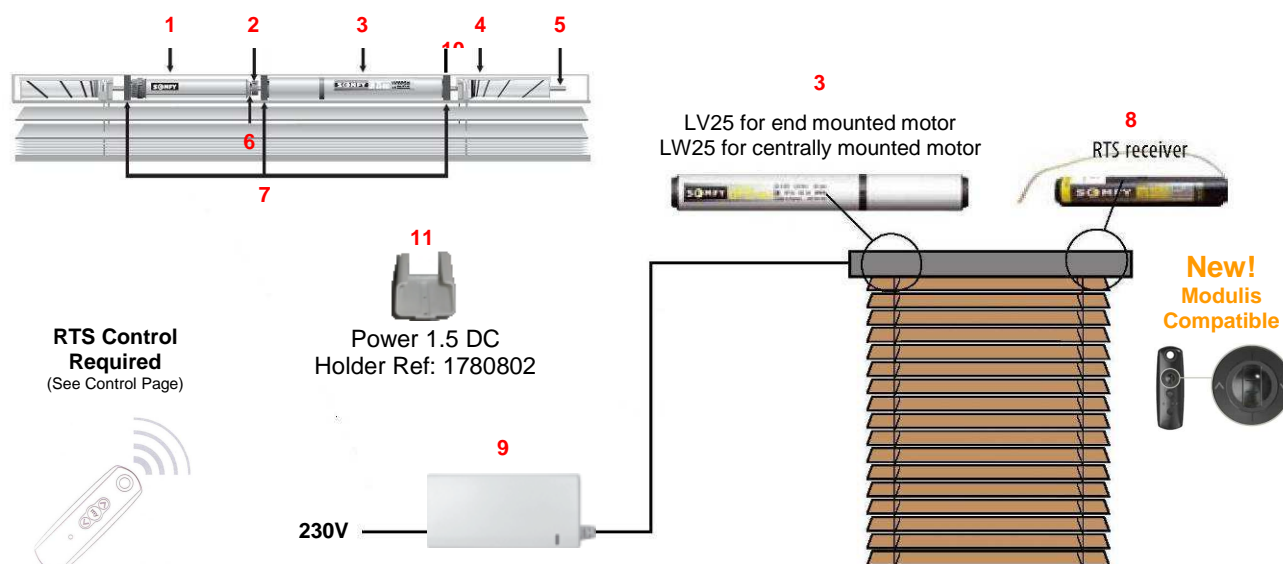
LV/LW Small Venetian Blind Kit

Based on a basic 25 x 25mm headrail with 5mm hex shaft



Slats	16 / 25 mm slats	35 mm slats
Max. height	3.6 m	3.6 m
Max. square m	4 m ²	4 m ² - Dependant on motor choice
Min. width	0.6 m	0.6 m
Max. width	2.7 / 3.3 m	4 m

Headrail Parts



Kit Parts For an LV Venetian Blind

- 1 1 x AMS 25 (Ref: 9163030)
- 2 3 x Stop Rings (Ref: 9162258)
- 3 1 x Motor – LV 25 B44 (Ref: 1000030)
LV 25 B64 (Ref: 1000029)
- 4 ? x CTS 25 (1 set per cord)
CTS Long Cone (Ref: 9162136)
CTS Cover (Ref: 9162140)
CTS Bearing H D Basic (Ref: 9162159)
CTS Ring (Ref: 9162141)
- 5 1 x 5mm Hex Shaft – Supplied By Others
- 6 1 x AMS Shaft Adapter (Ref: 9163251)
- 7 3 x Headrail Adapters (Ref: 9163324)
- 8 1 x Integrated DC RTS Receiver (Ref: 1870142)
- 9 1 x Power 1.5 DC Transformer (Ref: 1870149)
- 10 1 x Motor Shaft Adapter (Ref: 9163254)
- 11 1 x Power 1.5 DC Holder (Ref: 1780802)
RTS Control (See RTS Control Page)

Kit Parts For an LW Venetian Blind

- 1 1 x AMS 25 (Ref: 9163030)
- 2 3 x Stop Rings (Ref: 9162258)
- 3 1 x Motor – LW 25 B44 (Ref: 1000032)
LW 25 B83 (Ref: 1000031)
- 4 ? x CTS 25 (1 set per cord)
CTS Long Cone (Ref: 9162136)
CTS Cover (Ref: 9162140)
CTS Bearing H D Basic (Ref: 9162159)
CTS Ring (Ref: 9162141)
- 5 1 x 5mm Hex Shaft – Supplied By Others
- 6 1 x AMS Shaft Adapter (Ref: 9163251)
- 7 3 x Headrail Adapters (Ref: 9163324)
- 8 1 x Integrated DC RTS Receiver (Ref: 1870142)
- 9 1 x Power 1.5 DC Transformer (Ref: 1870149)
- 10 2 x Motor Shaft Adapter (Ref: 9163254)
- 11 1 x Power 1.5 DC Holder (Ref: 1780802)
RTS Control (See RTS Control Page)

* Accessories are available for other headrail combinations
* Headrail and shaft not available from Somfy



LV/LW Small Venetian Blind Kit Order Form

You're Company Details:

Company Name	Contact Name	B P Code
Company Address	Delivery Address	Contact Numbers
 	 	Tel:
 	 	Fax:
 	 	Customer Order No

You're Order Details:

LV Motor Version Ordering Details		
Part Number	Description	Units Required
9163030	AMS 25	
9162258	Stop Ring	
1000030	Motor – LV 25 B44	
1000029	LV 25 B64	
9162136	CTS Long Cone	
9162140	CTS Cover	
9162159	CTS Bearing	
9162141	CTS Ring	
	5mm Hex Shaft – Supplied By Others	
9163251	AMS Shaft Adapter	
9163324	Headrail Adapter	
1870142	Integrated DC RTS Receiver	
1870149	Power 1.5 DC Transformer	
9163254	Motor Shaft Adapter	
	RTS Control (See RTS Control Page)	

LW Motor Version Ordering Details		
Part Number	Description	Units Required
9163030	AMS 25	
9162258	Stop Ring	
1000032	Motor – LW 25 B44	
1000031	Motor – LW 25 B83	
9162136	CTS Long Cone	
9162140	CTS Cover	
9162159	CTS Bearing	
9162141	CTS Ring	
	5mm Hex Shaft – Supplied By Others	
9163251	AMS Shaft Adapter	
9163324	Headrail Adapter	
1870142	Integrated DC RTS Receiver	
1870149	Power 1.5 DC Transformer	
9163254	Motor Shaft Adapter	
	RTS Control (See RTS Control Page)	

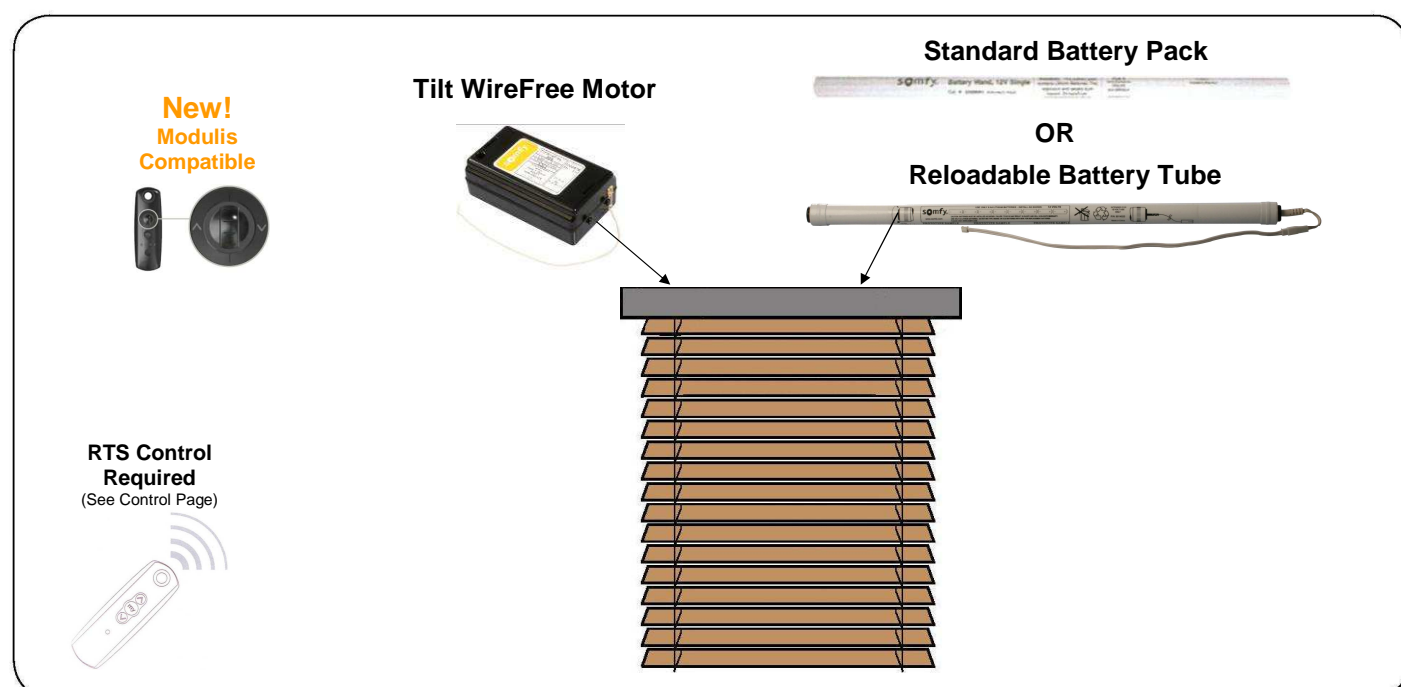
Requested Supply Date		Date		Signed	
-----------------------	--	------	--	--------	--

Tilt WireFree Venetian Blind Kit




Slats **35 / 50mm Aluminium** **35 / 50mm Wood**

Max Square M	11M ²	6M ²
Min Width	0.6M	0.6M
Max Width	3M	3M



Kit Parts For A Tilt WireFree Venetian Blind



- A - 1 x Motor (Ref: 1000678)**
- B - 1 x Battery Pack**
 - OR Standard Battery Pack (Ref: 9014018)
 - OR Reloadable Battery Tube (Ref: 9014020)
- C - 1 x Shaft Adapter (Not required for 6 x 6mm rectangular shaft)**
 - 5mm Hex (Ref: 9014535)
 - D Rod Adapter (Ref: 9014536)
 - 4mm Square (Ref: 9014540)
- D - 1 x Headrail Adapter**
 - 38 x 57mm (Ref: 9014528)
 - 51 x 57mm (Ref: 9014529)
- 1 x Pack of Battery Clips for externally mounted battery if required (Ref: 9013263)**
- 1 x RTS Control (see RTS Control Page)**

* Shaft Coupler Ref: 9015422 for off-centre shafts also available

* Headrail and shaft not available from Somfy

Tilt WireFree Venetian Blind Order Form

12V DC
Battery Powered



You're Company Details:

Company Name	Contact Name	B P Code
Company Address	Delivery Address	Contact Numbers
		Tel:
		Fax:
		Customer Order No

You're Order Details:

Tilt WireFree Venetian Blind Kit Ordering Details		
Part Number	Description	Units Required
1000678	Motor	
9014018	Standard Battery Pack	
9014020	Reloadable Battery Tube	
9014535	5mm Hex Shaft Adapter	
9014536	D Rod Shaft Adapter	
9014540	4mm Square Shaft Adapter	
9014528	38 x 57mm Headrail Adapter	
9014529	51 x 57 mm Headrail Adapter	
9013263	Pack of Battery Clips	
	RTS Control (See RTS Control Page)	

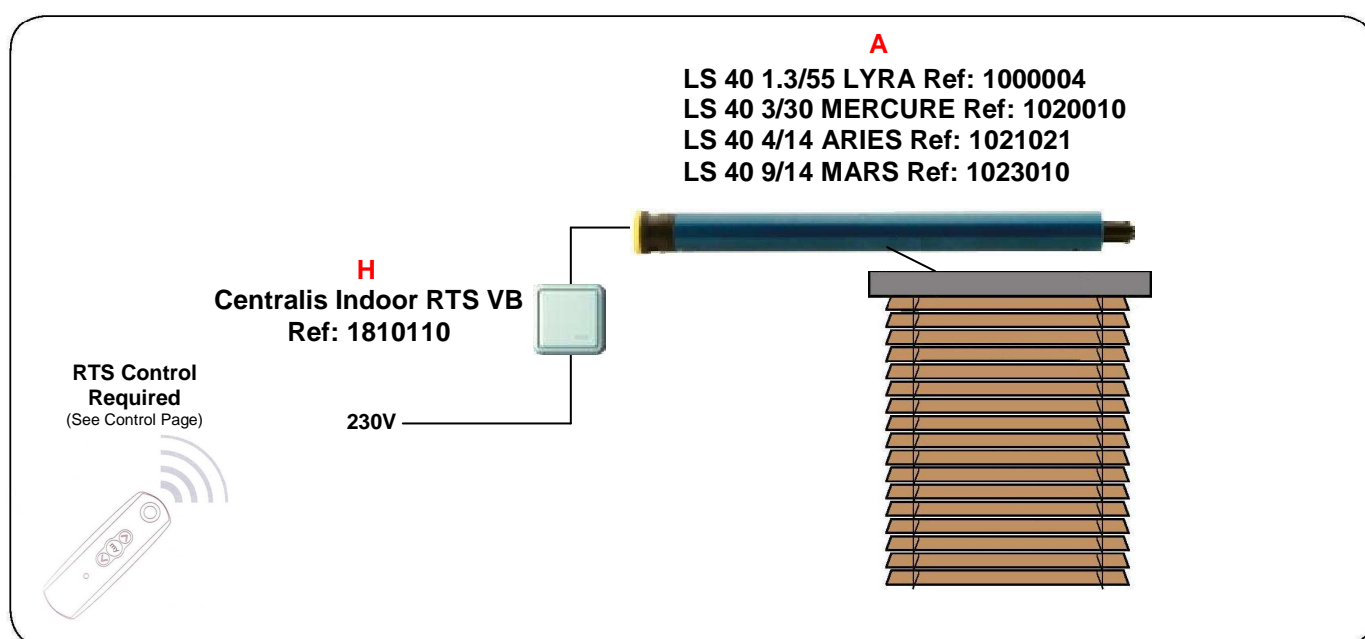
Requested Supply Date		Date		Signed	
-----------------------	--	------	--	--------	--

*Please refer to the customer service booklet for terms and conditions.

LS40 Venetian Blind Kit

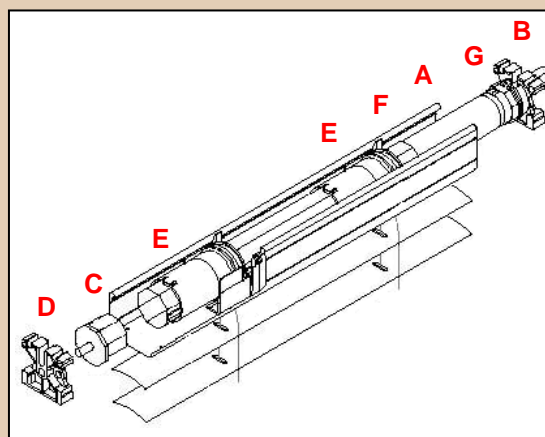


Slats	50mm Aluminium	50mm Wood
Max Height	5M	5M
Max Square M (4Nm / 9Nm)	10 / 16M ²	3.5 / 8.5M ² - Dependant on motor choice
Min Width	0.6M	0.6M
Max Width	4M	2.4M



Kit Parts For An LS40 Venetian Blind

- A** - 1 x Motor (Ref: LS 40 1.3/55 LYRA Ref: 1000004
 LS 40 3/30 MERCURE Ref: 1020010
 LS 40 4/14 ARIES Ref: 1021021
 LS 40 9/14 MARS Ref: 1023010)
- B** - 1 x LS40 Motor Bracket (Ref: 9500736)
- C** - 1 x Plug End (Ref: 9137018)
- D** - 1 x Plug End Bracket (Ref: 9500736)
- E** - CTS systems (1 set per cord) Cone Ref: 9162144
 Bearing Ref: 9162145
- F** - 1 x 40mm Oct Drive wheel (Ref: 9147545)
- G** - 1 x Crown Wheel 40mm Oct (Ref: 9147327)
- H** - 1 x Centralis Indoor RTS VB (Ref: 1810110)
 1 x RTS Control (see RTS Control Page)



* Tube and headrail not available from Somfy

LS40 Venetian Blind Kit Order Form

240V AC
Mains Voltage



You're Company Details:

Company Name	Contact Name	B P Code
Company Address	Delivery Address	Contact Numbers
		Tel:
		Fax:
		Customer Order No

You're Order Details:

LS40 Venetian Blind Ordering Details		
Part Number	Description	Units Required
1000004	LS40 Motor 1.3 Nm Version	
1020010	LS40 Motor 3 Nm Version	
1021021	LS40 Motor 4 Nm Version	
1023010	LS40 Motor 9 Nm Version	
9500736	LS40 Motor Bracket	
9137018	Plug End	
9500736	Plug End Bracket	
9162144	CTS 40 Cone	
9162145	CTS 40 Bearing	
9147545	40mm Oct Drive wheel	
9147327	40mm Oct Crown Wheel	
1810110	Centralis Indoor RTS VB	
	RTS Control (See RTS Control Page)	

Requested Supply Date		Date		Signed	
-----------------------	--	------	--	--------	--

*Please refer to the customer service booklet for terms and conditions.

LS40 Modulis Receiver Blind Kit



Slats	50mm Aluminium	50mm Wood
Max Height	5M	5M
Max Square M (4Nm / 9Nm)	10 / 16M ²	3.5 / 8.5M ² - Dependant on motor choice
Min Width	0.6M	0.6M
Max Width	4M	2.4M

New!
Modulis
Compatible



**Modulis RTS
Control
Required**
(See Control Page)

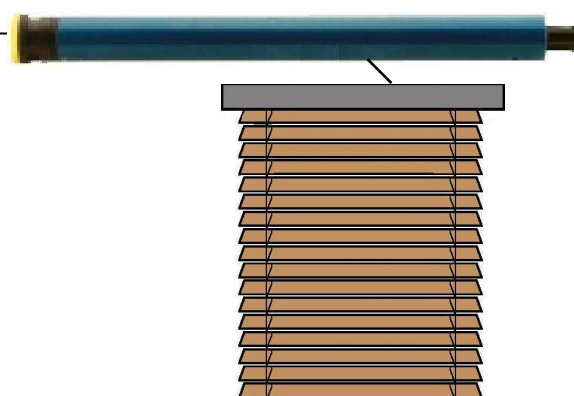


230V

H

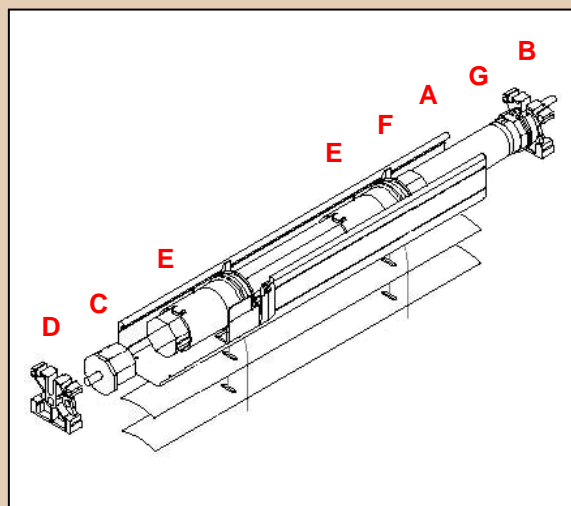
Modulis Receiver RTS
Ref: 1810806

A
LS 40 1.3/55 LYRA Ref: 1000004
LS 40 3/30 MERCURE Ref: 1020010
LS 40 4/14 ARIES Ref: 1021021
LS 40 9/14 MARS Ref: 1023010



Kit Parts For An LS40 Modulis Receiver Venetian Blind


- A** - 1 x Motor (Ref: LS 40 1.3/55 LYRA Ref: 1000004
LS 40 3/30 MERCURE Ref: 1020010
LS 40 4/14 ARIES Ref: 1021021
LS 40 9/14 MARS Ref: 1023010)
- B** - 1 x LS40 Motor Bracket (Ref: 9500736)
- C** - 1 x Plug End (Ref: 9137018)
- D** - 1 x Plug End Bracket (Ref: 9500736)
- E** - CTS systems (1 set per cord) Cone Ref: 9162144
Bearing Ref: 9162145
- F** - 1 x 40mm Oct Drive wheel (Ref: 9147545)
- G** - 1 x Crown Wheel 40mm Oct (Ref: 9147327)
- H** - 1 x Modulis Receiver RTS (Ref: 1810806)
1 x RTS Control (see RTS Control Page)



* Tube and headrail not available from Somfy

LS40 Modulis Receiver Venetian Blind Kit Order Form

240V AC
Mains Voltage



You're Company Details:

Company Name	Contact Name	B P Code
Company Address	Delivery Address	Contact Numbers
		Tel:
		Fax:
		Customer Order No

You're Order Details:

LS40 Modulis Receiver Venetian Blind Ordering Details		
Part Number	Description	Units Required
1000004	LS40 Motor 1.3 Nm Version	
1020010	LS40 Motor 3 Nm Version	
1021021	LS40 Motor 4 Nm Version	
1023010	LS40 Motor 9 Nm Version	
9500736	LS40 Motor Bracket	
9137018	Plug End	
9500736	Plug End Bracket	
9162144	CTS 40 Cone	
9162145	CTS 40 Bearing	
9147545	40mm Oct Drive wheel	
9147327	40mm Oct Crown Wheel	
1810806	Modulis Receiver RTS	
	RTS Control (See RTS Control Page)	

Requested Supply Date		Date		Signed	
-----------------------	--	------	--	--------	--

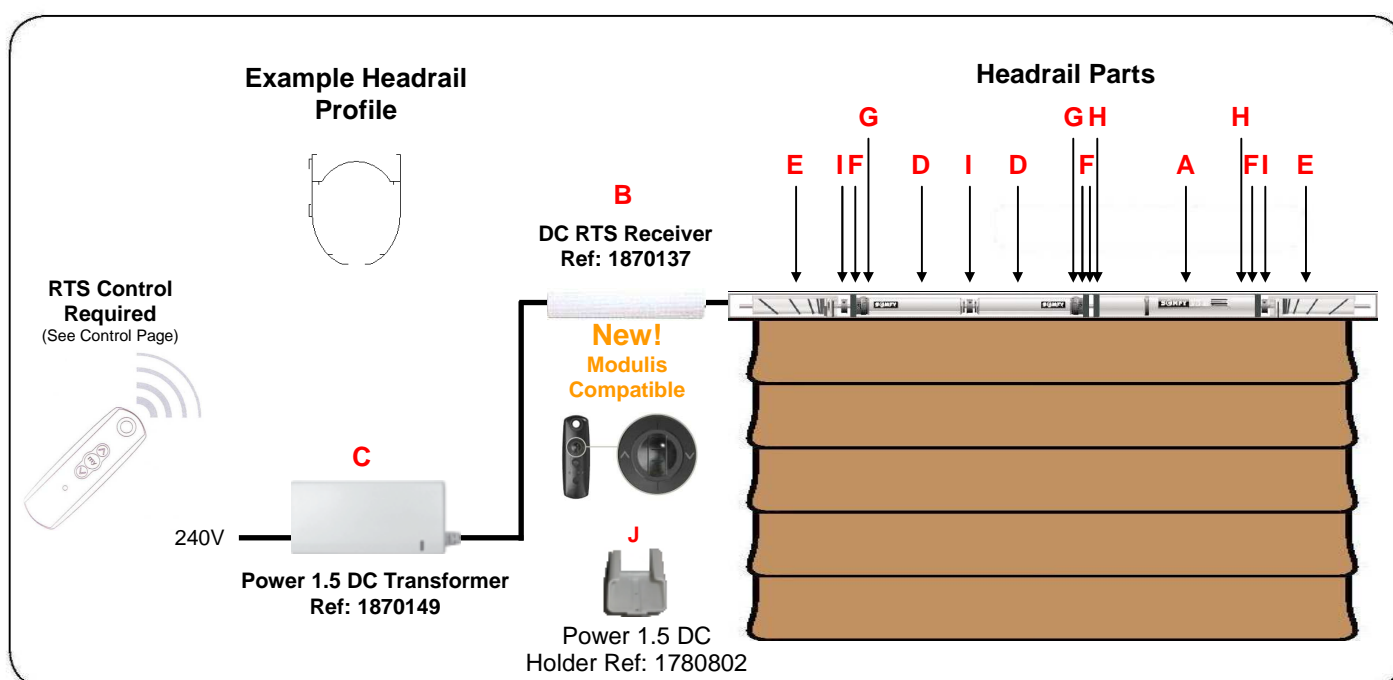
*Please refer to the customer service booklet for terms and conditions.

LV / LW Roman Blind

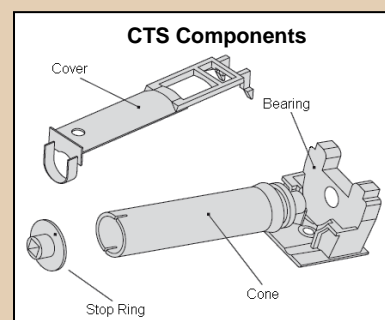
For headrail using 5mm Hex shaft

**Fabric** **Transparent / Semi Transparent**

Max Height	3.4M – Long Cone System or 2M with a Short Cone System
Max Square M (0.4 Nm / 0.8 Nm)	4 / 9M ² - Dependant on motor choice
Min Width	0.7M
Max Width	3M

**Kit Parts For A DC Roman Blind**

- A** 1 x Motor (see selection chart)
- B** 1 x DC RTS Receiver (Ref: 1870137)
- C** 1 x Power 1.5 DC Transformer (Ref: 1870149)
- D** 2 x AMS Mechanical Stops – One for the up limit and one for the down limit (Ref: 9163030)
- E** CTS components (1 per cord)
 - Short Cone (less than 2.5M drop)
 - 1 x Cone cover (Ref: 1781000)
 - 1 x Cone for 5mm hex shaft (Ref: 1781003)
 - 1 x Ring for 5mm hex shaft (Ref: 9162141)
 - 1 x Bearing (Ref: 9162159)
 - Or
 - Long Cone (greater than 2.5M drop)
 - 1 x Cone cover (Ref: 9162140)
 - 1 x Cone for 5mm hex shaft (Ref: 9162136)
 - 1 x Ring for 5mm hex Shaft (Ref: 9162141)
 - 1 x Bearing (Ref: 9162159)
- F** 4 x Headrail adapters – (2 for each motor and 1 per AMS) (Ref: 9163262)
- G** 2 x Shaft Adapters - 5mm hex shaft for AMS (Ref: 9163251)
- H** Long Motor 5mm hex shaft adapters – 1 x LV motor or 2 x LW motor (Ref: 9163254)
- I** 3 x Stop Rings for 5mm hex shaft – (Ref: 9162258)
- J** Power 1.5 DC Holder (Ref: 1780802)
- 1 x RTS Control (see RTS Control Page)



* Headrail and shaft not available from Somfy

* Accessories are available for other headrail combinations

LV / LW Roman Blind Order Form



You're Company Details:

Company Name	Contact Name	B P Code
Company Address	Delivery Address	Contact Numbers
		Tel:
		Fax:
		Customer Order No

You're Order Details:

Part Number	Description	Units Required
	Motor – See Selection Chart	
1870137	DC RTS Receiver	
1870149	Power 1.5 DC Transformer	
1780802	Power 1.5 DC Holder	
9163030	AMS Mechanical Stops	
Short Cone CTS Components		
1781000	Cone Cover	
1781003	Cone	
9162141	Ring	
9162159	Bearing	
Long Cone CTS Components		
9162140	Cone Cover	
9162136	Cone	
9162141	Ring	
9162159	Bearing	
9163262	Headrail Adapters	
9163251	Shaft Adapters	
9163254	Long Motor 5mm Shaft Adapters	
9162258	Stop Rings	
	RTS Control (See RTS Control Page)	

Requested Supply Date		Date		Signed	
-----------------------	--	------	--	--------	--

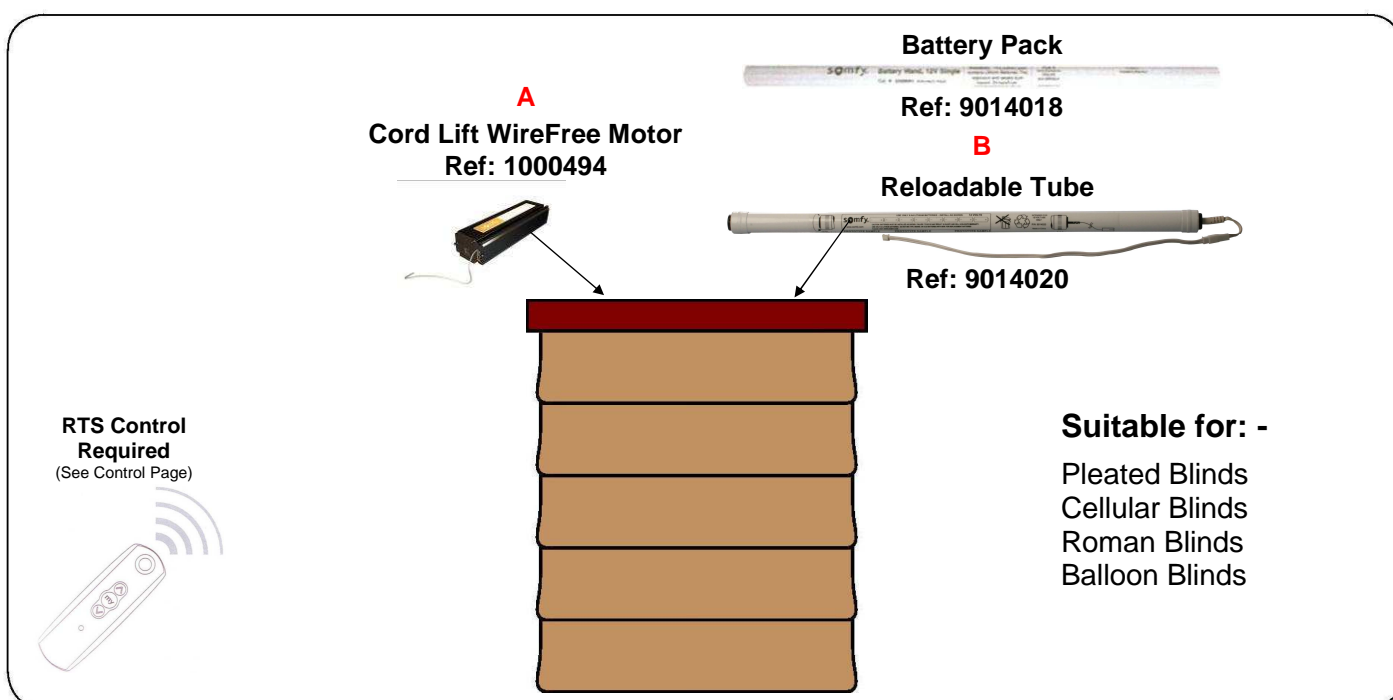
*Please refer to the customer service booklet for terms and conditions.

Cord Lift WireFree Blind Kit



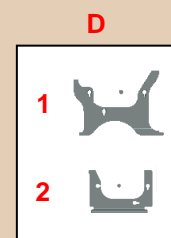
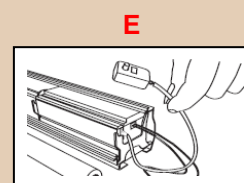
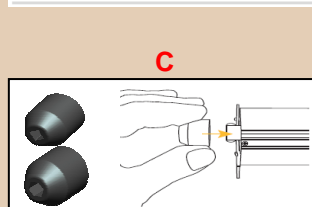
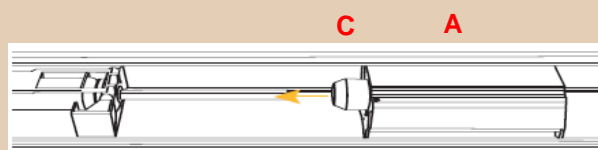
Pleated Blind		Roman Blind	
Headrail	32mm Minimum	Headrail	32mm Minimum
Max Height	3.4M	Max Height	3.4M
Max Square M	7M ² @ 2.5Kg Approx	Max Square M	7M ² @ 2.5Kg Approx
Min Width	0.6M	Min Width	0.6M
Max Width	2.5M	Max Width	2.5M

* Minimum headrail dimensions 32 mm Wide x 24 mm High



Kit Parts For A Cord Lift WireFree Blind

- A** – 1 x Motor (Ref: 1000494)
- B** – 1 x Battery Pack
 - Single Battery Tube (Ref: 9014018)
 - Dual Battery Tube (Ref: 9014019)
 - Reloadable tube (Ref: 9014020)
- C** – 1 x Shaft Adapter
 - 4mm Square (Ref: 9013269)
 - 5mm Hex (Ref: 9013285)
 - Spears Adapter (Ref: 9013283)
 - Tape Reel Adapter (Ref: 9013284)
- D** – 1 x Headrail Adapter
 - .1 HD “EASY RISE” (Ref: 9013287)
 - .2 EASY GLIDE (Ref: 9013444)
 - .3 Rollease 1.5 “Versa Rail” (No Adapter Necessary)
- E** – 1 x Reset Tool, Only For Resetting The Motors (Ref: 9013291)
- 1 x RTS Control (see RTS Control Page)



* Shaft Headrail and Cord System not available from Somfy



Cord Lift WireFree Blind Kit Order Form

You're Company Details:

Company Name	Contact Name	B P Code
Company Address	Delivery Address	Contact Numbers
		Tel:
		Fax:
		Customer Order No

You're Order Details:

Cord Lift WireFree Ordering Details		
Part Number	Description	Units Required
1000494	Motor	
	Select one battery option below: -	
9014018	Single Battery Tube	
9014019	Dual Battery Tube	
9014020	Reloadable Empty Battery tube	
9013269	Shaft Adapter 4mm Square	
9013285	Shaft Adapter 5mm Hex	
9013283	Shaft Adapter Spears	
9013284	Shaft Adapter Tape Reel	
	Headrail Adapters: -	
9013287	HD "EASY RISE"	
9013444	EASY GLIDE	
9013291	Reset Tool, Only For Resetting The Motors	
	RTS Control (see RTS Control Page)	

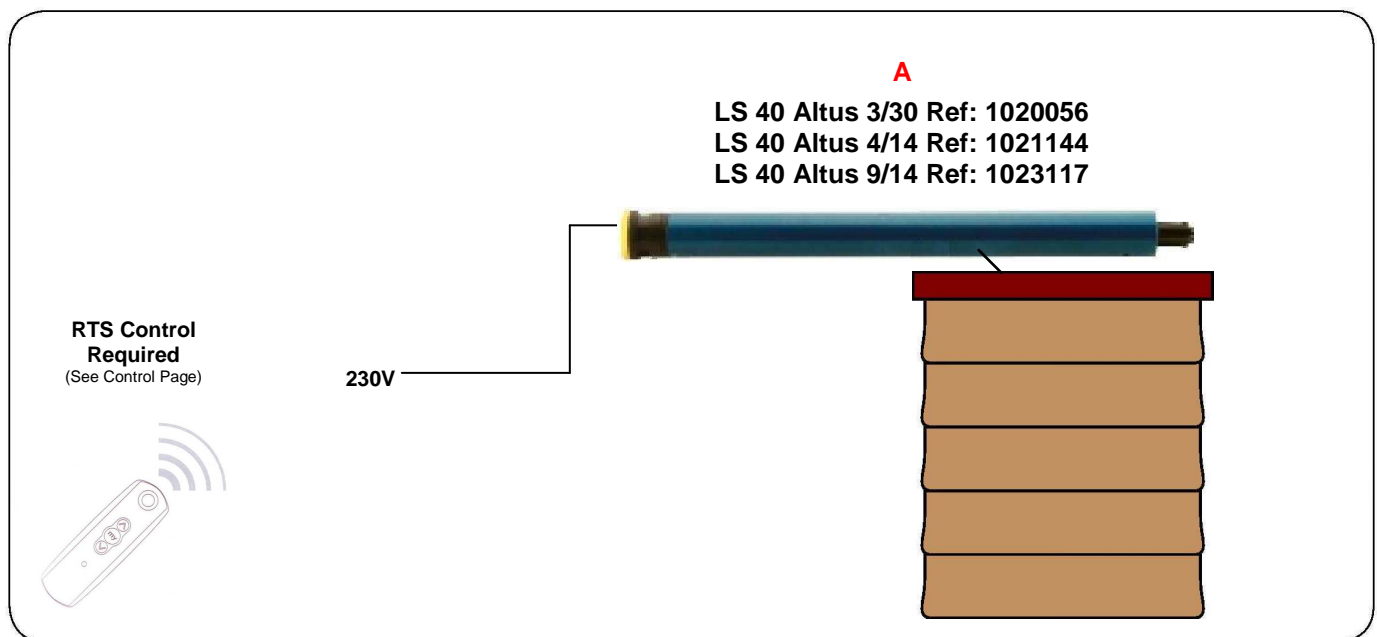
Requested Supply Date		Date		Signed	
-----------------------	--	------	--	--------	--

*Please refer to the customer service booklet for terms and conditions.

LS40 Altus Roman Blind Kit Parts

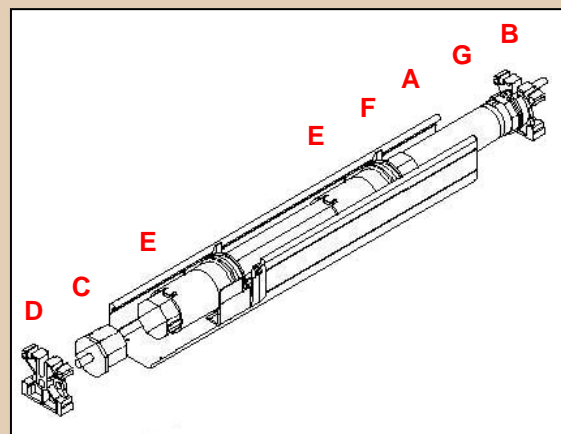


Fabric	Semi-opaque	Heavy Fabric
Max Height	5M	5M
Max Square M (4Nm / 9Nm)	10 / 15M ²	7.5 / 10M ² - Dependant on motor choice
Min Width	0.6M	0.6M
Max Width	3M	3M



Kit Parts For An LS40 Altus Roman Blind

- A** - 1 x Motor (Ref: LS 40 Altus 3/30 Ref: 1020056
 LS 40 Altus 4/14 Ref: 1021144
 LS 40 Altus 9/14 Ref: 1023117)
- B** - 1 x LS40 Motor Bracket (Ref: 9500736)
- C** - 1 x Plug End (Ref: 9137018)
- D** - 1 x Plug End Bracket (Ref: 9500736)
- E** - CTS systems (1 set per cord) Cone Ref: 9162144
 Bearing Ref: 9162145
- F** - 1 x 40mm Oct Drive wheel (Ref: 9147545)
- G** - 1 x Crown Wheel 40mm Oct (Ref: 9147327)
- 1 x RTS Control (see RTS Control Page)



* Tube and headrail not available from Somfy

240V AC
Mains Voltage

LS40 Altus Roman Blind Kit Order Form



You're Company Details:

Company Name	Contact Name	B P Code
Company Address	Delivery Address	Contact Numbers
		Tel:
		Fax:
		Customer Order No

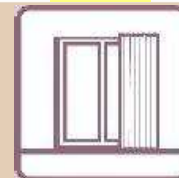
You're Order Details:



LS40 Altus Roman Blind Ordering Details		
Part Number	Description	Units Required
1020056	LS40 Altus Motor 3 Nm Version	
1021144	LS40 Altus Motor 4 Nm Version	
1023117	LS40 Altus Motor 9 Nm Version	
9500736	LS40 Motor Bracket	
9137018	Plug End	
9500736	Plug End Bracket	
9162144	CTS 40 Cone	
9162145	CTS 40 Bearing	
9147545	40mm Oct Drive wheel	
9147327	40mm Oct Crown Wheel	
	RTS Control (See RTS Control Page)	

Requested Supply Date		Date		Signed	
-----------------------	--	------	--	--------	--

*Please refer to the customer service booklet for terms and conditions.

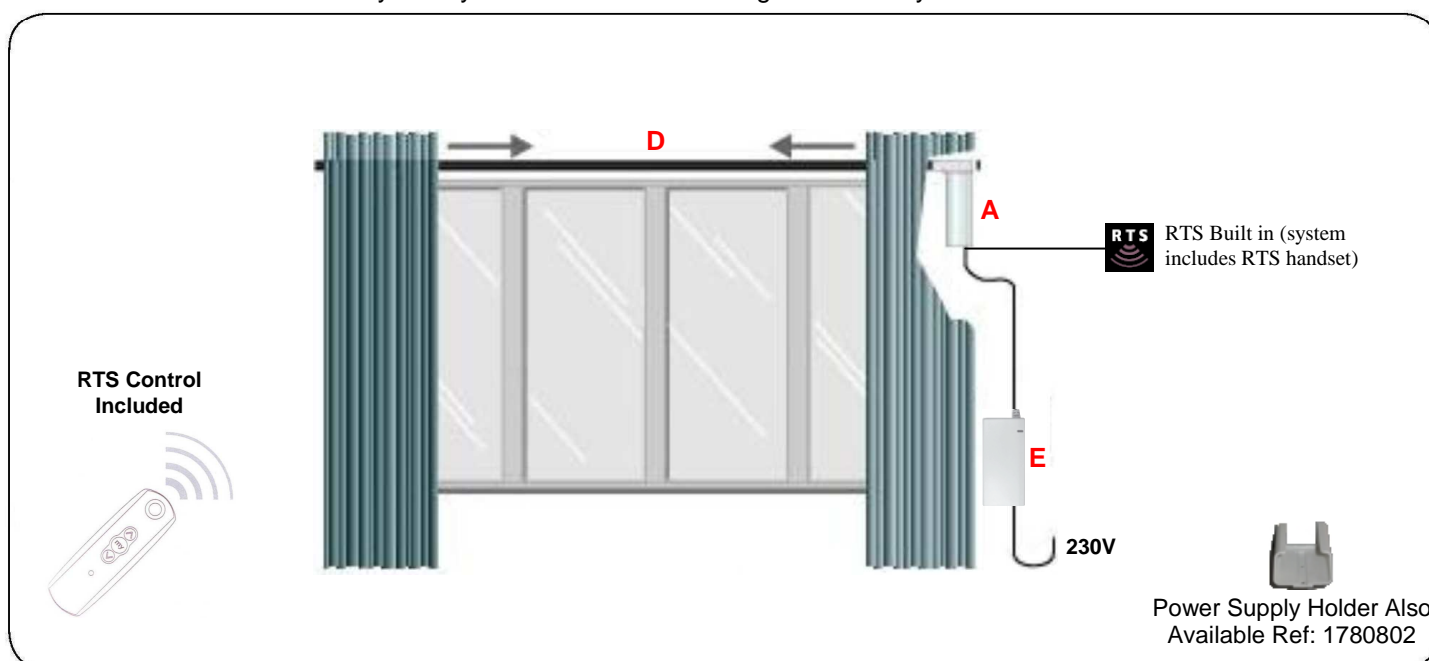
Glystro 25 RTS Curtain Track Kit



	Double Curtain	Single Curtain
		
Length	Weight (Kg)	Weight (Kg)
4 M	32 *	28 *
8 M	28 *	25 *



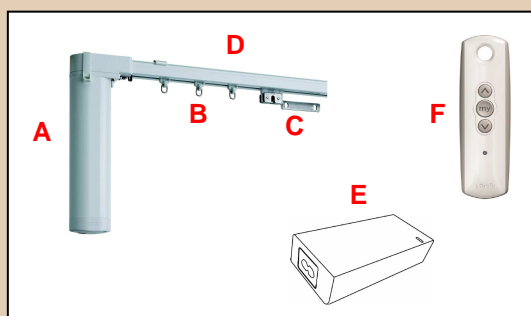
* Maximum advised weight of curtain
Glystro System is available in straight tracks only



Kit Parts For A Glystro 25 RTS System

- A** - 1 x Glystro 25 Motor
- B** - Runners (Nr depends on track length)
- C** - 1 x Overlap Arm
- D** - 1 x Track
- E** - 1 x External Power Supply
- F** - 1 x Telis 1 RTS Pure Handset

These Items are included in the standard system; see chart for sizing



RAIL LENGTH				Reference	
				One-way	Two-way
Fr	0.5 M	->	0.99 M	1 000 115	1 000 138
>	1 M	->	1.49 M	1 000 116	1 000 139
>	1.5 M	->	1.99 M	1 000 117	1 000 140
>	2 M	->	2.49 M	1 000 118	1 000 141
>	2.5 M	->	2.99 M	1 000 119	1 000 142
>	3 M	->	3.49 M	1 000 120	1 000 143
>	3.5 M	->	3.99 M	1 000 121	1 000 144
>	4 M	->	4.49 M	1 000 122	1 000 145
>	4.5 M	->	4.99 M	1 000 123	1 000 146
>	5 M	->	5.49 M	1 000 124	1 000 147
>	5.5 M	->	5.99 M	1 000 125	1 000 148
>	6 M	->	6.49 M	1 000 126	1 000 149
>	6.5 M	->	6.99 M	1 000 127	1 000 150
>	7 M	->	7.49 M	1 000 128	1 000 151
>	7.5 M	->	7.99 M	1 000 129	1 000 152
>	8 M	->	8.49 M	1 000 130	1 000 153
>	8.5 M	->	8.99 M	1 000 131	1 000 154
>	9 M	->	9.49 M	1 000 132	1 000 155
>	9.5 M	->	9.99 M	1 000 133	1 000 156

Glystro 25 RTS Curtain Track Kit Order Form



Customer

Address

Delivery

Address -

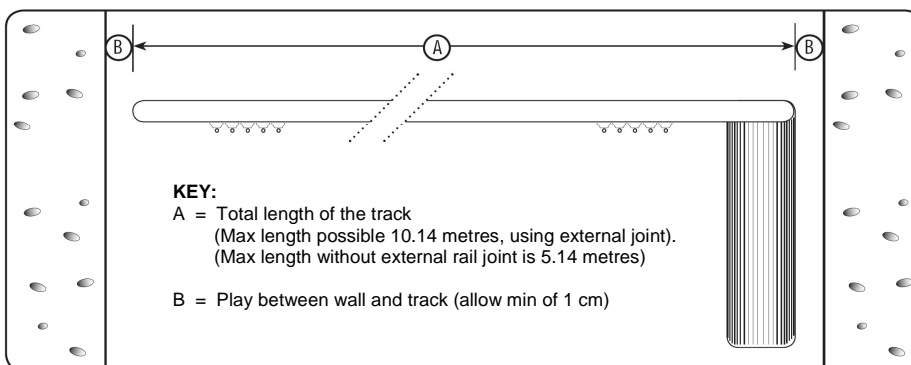
if different
from abovePlease provide
telephone nr
for delivery

Town+Post code

Name and Tel Nr

Address

Town+Post code

Principle
drawing(for your
information)

PLEASE INDICATE		QUANTITIES	REFERENCE NUMBER	RAIL LENGTH	MOTOR LEFT OR RIGHT MOUNTED (looking from inside the room to the track)		ASSEMBLY SUPPORT	
GLYSTRO 25 OR 50 MOTOR NEEDED					One way, single opening - motor will be placed behind the curtain	Two way, central opening - please indicate on which side motor should be		
<input type="checkbox"/> 25	<input type="checkbox"/> 50 pcs cm	left <input type="checkbox"/> right <input type="checkbox"/>	left <input type="checkbox"/> right <input type="checkbox"/>	ceiling <input type="checkbox"/>	wall <input type="checkbox"/>
<input type="checkbox"/> 25	<input type="checkbox"/> 50 pcs cm	left <input type="checkbox"/> right <input type="checkbox"/>	left <input type="checkbox"/> right <input type="checkbox"/>	ceiling <input type="checkbox"/>	wall <input type="checkbox"/>
<input type="checkbox"/> 25	<input type="checkbox"/> 50 pcs cm	left <input type="checkbox"/> right <input type="checkbox"/>	left <input type="checkbox"/> right <input type="checkbox"/>	ceiling <input type="checkbox"/>	wall <input type="checkbox"/>

NOTE: Glystro 25 is RTS enabled (only). Glystro 50 is RTS and dry contact enabled **and Infrared capable**.
For Glystro 25 and 50, each track will be supplied with power supply and Telis 1 RTS Pure rem. control as std.

If Infrared is required with Glystro 50, indicate here ☐ and complete the section below (no access's required for dry contact)

An IR3 Infrared Sensor 9154186 is required for each Glystro 50 Infrared. Please indicate number of sensors required ☐
(the IR3 connects direct into the motor)

Please also indicate the number of preferred Infrared handsets (either IR1 or IR8):

IR8 = 8 Channel Remote Control 1870132 ☐

or IR1 = Single Channel Remote Control 1870133 ☐

Customer



..... (Date)

..... (Signature)

*Please refer to the customer service booklet for terms and conditions.

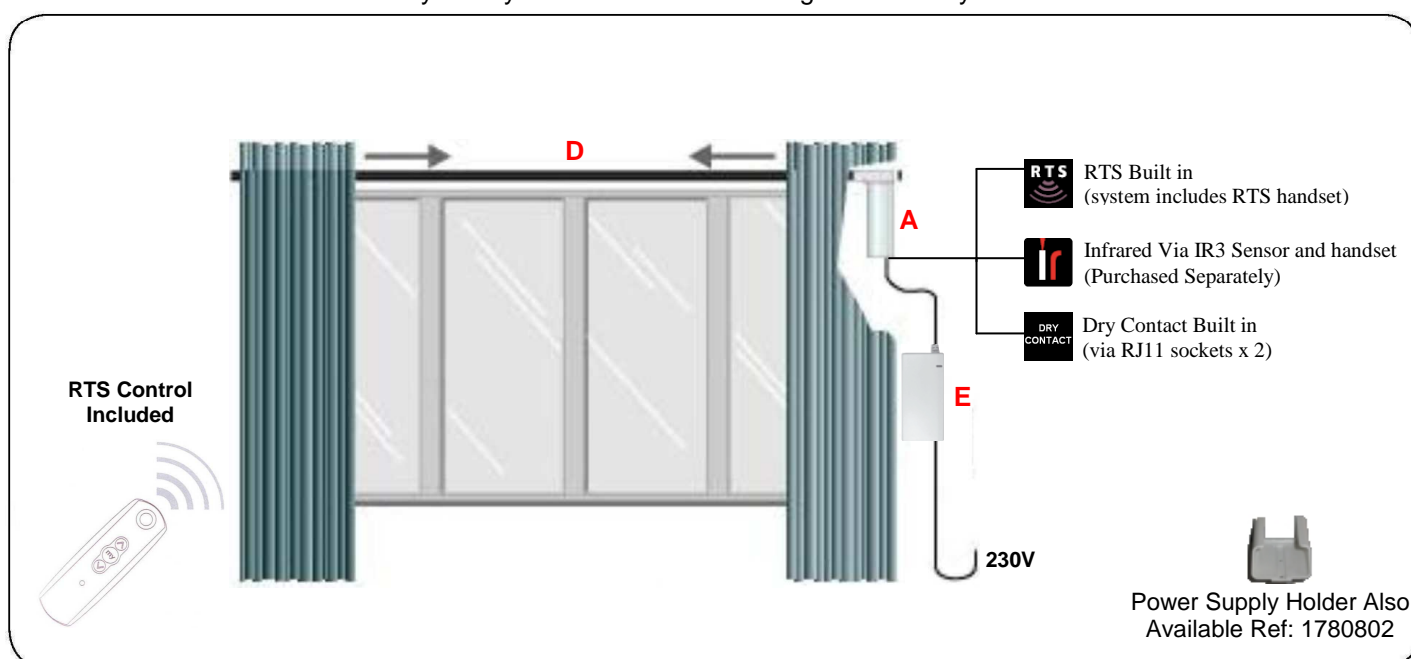
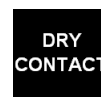
Glystro 50 RTS Curtain Track Kit



	Double Curtain	Single Curtain
		
Length	Weight (Kg)	Weight (Kg)
4 M	60 *	50 *
8 M	55 *	45 *

* Maximum advised weight of curtain

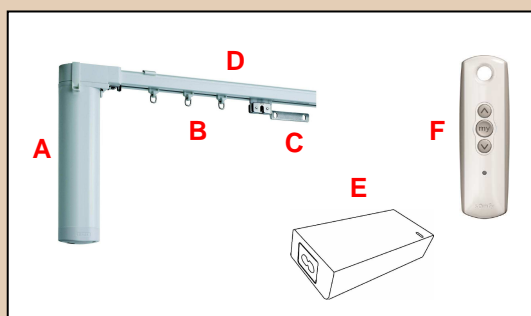
Glystro System is available in straight tracks only



Kit Parts For A Glystro 50 RTS System

- A** - 1 x Glystro 50 Motor
- B** - Runners (Nr depends on track length)
- C** - 1 x Overlap Arm
- D** - 1 x Track
- E** - 1 x External Power Supply
- F** - 1 x Telis 1 RTS Pure Handset

These items are included in the standard system; see chart for sizing



RAIL LENGTH				Reference	
Fr	0.5 M	->	0.99 M	One-way	Two-way
>	1 M	->	1.49 M	1 001 247	1 001 248
>	1.5 M	->	1.99 M	1 000 636	1 000 706
>	2 M	->	2.49 M	1 000 684	1 000 707
>	2.5 M	->	2.99 M	1 000 685	1 000 708
>	3 M	->	3.49 M	1 000 686	1 000 709
>	3.5 M	->	3.99 M	1 000 687	1 000 710
>	4 M	->	4.49 M	1 000 688	1 000 711
>	4.5 M	->	4.99 M	1 000 689	1 000 712
>	5 M	->	5.49 M	1 000 690	1 000 713
>	5.5 M	->	5.99 M	1 000 691	1 000 714
>	6 M	->	6.49 M	1 000 692	1 000 715
>	6.5 M	->	6.99 M	1 000 693	1 000 716
>	7 M	->	7.49 M	1 000 694	1 000 717
>	7.5 M	->	7.99 M	1 000 695	1 000 718
>	8 M	->	8.49 M	1 000 696	1 000 719
>	8.5 M	->	8.99 M	1 000 697	1 000 720
>	9 M	->	9.49 M	1 000 698	1 000 721
>	9.5 M	->	9.99 M	1 000 699	1 000 722
>	10 M	->	10.49 M	1 000 700	1 000 723

Glystro 50 RTS Curtain Track Kit Order Form



Customer

Address

Delivery Address -
if different
from above
**Please provide
telephone nr
for delivery**

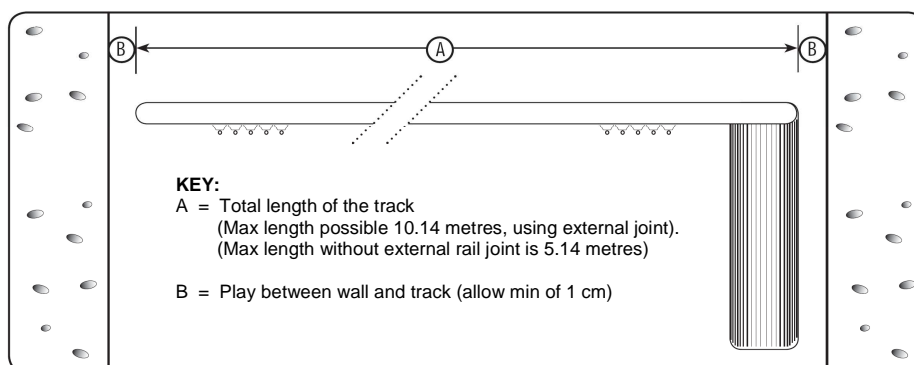
Town+Post code

Name and Tel Nr

Address

Town+Post code

**Principle
drawing**
(for your
information)



PLEASE INDICATE	QUANTITIES	REFERENCE NUMBER	RAIL LENGTH	MOTOR LEFT OR RIGHT MOUNTED (looking from inside the room to the track)		ASSEMBLY SUPPORT
GLYSTRO 25 OR 50 MOTOR NEEDED				One way, single opening - motor will be placed behind the curtain	Two way, central opening - please indicate on which side motor should be	
<div>25</div> <div>50</div> pcs cm	left <input type="checkbox"/> right <input type="checkbox"/>	left <input type="checkbox"/> right <input type="checkbox"/>	ceiling <input type="checkbox"/> wall <input type="checkbox"/>
<div>25</div> <div>50</div> pcs cm	left <input type="checkbox"/> right <input type="checkbox"/>	left <input type="checkbox"/> right <input type="checkbox"/>	ceiling <input type="checkbox"/> wall <input type="checkbox"/>
<div>25</div> <div>50</div> pcs cm	left <input type="checkbox"/> right <input type="checkbox"/>	left <input type="checkbox"/> right <input type="checkbox"/>	ceiling <input type="checkbox"/> wall <input type="checkbox"/>

NOTE: Glystro 25 is RTS enabled (only). Glystro 50 is RTS and dry contact enabled and Infrared capable.
For Glystro 25 and 50, each track will be supplied with power supply and Telis 1 RTS Pure rem. control as std.

If Infrared is required with Glystro 50, indicate here ☐ and complete the section below (no access's required for dry contact)

An IR3 Infrared Sensor 9154186 is required for each Glystro 50 Infrared. Please indicate number of sensors required ☐
(the IR3 connects direct into the motor)

Please also indicate the number of preferred Infrared handsets (either IR1 or IR8):

IR8 = 8 Channel Remote Control 1870132 ☐

or IR1 = Single Channel Remote Control 1870133 ☐

Customer


..... (Date)

..... (Signature)

*Please refer to the customer service booklet for terms and conditions.

240V AC
Mains Voltage

Lighting Modulis RTS Receiver



Radio frequency:	433, 42 MHz
Operating Temp:	-20°C to +50°C
Max. Load:	300 W 220V AC - 240V AC - 50/60 Hz
Min. Power:	40 W 220V AC - 240V AC - 50/60 Hz
Max. memorised transmitters:	12
Protection type:	IP 54
Safety class:	II



New!
Modulis
Compatible



**RTS Control
Required**
(See Control Page)



A

Lighting Module RTS
Ref: 9014281



OK



R
Ohm's loads



C
Capacitive Loads

NO



L
Inductive Loads



M
Motors

240V AC
Mains Voltage



Lighting Modulis RTS Receiver Order Form

Company Name	Contact Name	B P Code
Company Address	Delivery Address	Contact Numbers
		Tel:
		Fax:
		Customer Order No

Lighting Modulis RTS Receiver Ordering Details		
Part Number	Description	Units Required
9014281	Lighting Modulis RTS Receiver	
	RTS Control (See RTS Control Page)	

Requested Supply Date		Date		Signed	
-----------------------	--	------	--	--------	--

RTS Indoor Sensor Selection Page



Compatible with the following motors and controls:

DC RTS Receiver (Ref: 1870137)
Integrated DC RTS Receiver (Ref: 1870142)
Sonesse 30 RTS Motor (Ref: 1000460)
LS40 Altus Range of Motors
Centralis Indoor RTS VB (Ref: 1810110)
Tilt WireFree Motor (Ref: 1000678)
Sonesse 50 RTS Motor (Ref: 1030032)
Glystro 25 RTS system
Glystro 50 RTS System
Modulis Receiver RTS



These sensors are compatible with the listed AC & DC motors and controls, for advice on compatibility with other products please contact Somfy UK customer services.

Sunis Indoor WireFree RTS

Light Control



Ref: 9013707

Battery powered RTS light sensor for up and down control only, typically used in conjunction with internal blind motors and controls.

Requires 1 x CR 2430 battery (Supplied in Product).

Thermosunis Indoor WireFree RTS

Light and Temperature Control



Ref: 9013708

Battery powered RTS light and temperature sensor for up down and My Position control, typically used in conjunction with internal blind motors and controls.

Requires 1 x CR 2430 battery (Supplied in Product).

*Please refer to the customer service booklet for terms and conditions.

RTS Indoor Sensor Selection Order Form



You're Company Details:

Company Name	Contact Name	B P Code
Company Address	Delivery Address	Contact Numbers
		Tel:
		Fax:
		Customer Order No

You're Order Details:

Indoor RTS Sensor Ordering Details			
Part Number		Description	Units Required
9013707		Sunis Indoor Wirefree RTS	
9013708		Thermosunis Indoor WireFree RTS	

Requested Supply Date		Date		Signed	
-----------------------	--	------	--	--------	--

*Please refer to the customer service booklet for terms and conditions.

RTS Control Page

Pure

Silver

Patio

Lounge

Telis 4 Modulis RTS



Telis 4 Modulis RTS
Ref: 1810765



**Telis 4 Modulis
RTS Silver**
Ref: 1810663



**Telis 4 Modulis
RTS Lounge**
Ref: 1810664

Telis Modulis Soliris RTS



**Telis Modulis
Soliris RTS**
Ref: 1810764



**Telis Modulis Soliris
RTS Silver**
Ref: 1810666



**Telis Modulis Soliris
RTS Lounge**
Ref: 1810665

Impresario Chronis RTS



**Impresario Chronis
RTS Silver**
Ref: 1810701



**Impresario Chronis
RTS Lounge**
Ref: 1810700

Telis Composio RTS



**Telis Composio
RTS Silver**
Ref: 1810698



**Telis Composio
RTS Lounge**
Ref: 1810699

Telis 4 Soliris RTS



**Telis 4 Soliris
RTS Patio**
Ref: 1810648

Telis Soliris RTS



Telis Soliris RTS Pure
Ref: 1810634



**Telis Soliris
RTS Patio**
Ref: 1810646

Telis 4 RTS



Telis 4 RTS Pure
Ref: 1810631



Telis 4 RTS Silver
Ref: 1810638



Telis 4 RTS Patio
Ref: 1810644



Telis 4 RTS Lounge
Ref: 1810651

Telis 1 RTS



Telis 1 RTS Pure
Ref: 1810630



Telis 1 RTS Silver
Ref: 1810637



Telis 1 RTS Patio
Ref: 1810642



Telis 1 RTS Lounge
Ref: 1810649

RTS Switches



Situio RTS
Ref: 1810636



**AV System / Dry
Contact Interface's
Are Available**



Chronis RTS
Ref: 1805040




Centralis RTS
Ref: 1810090

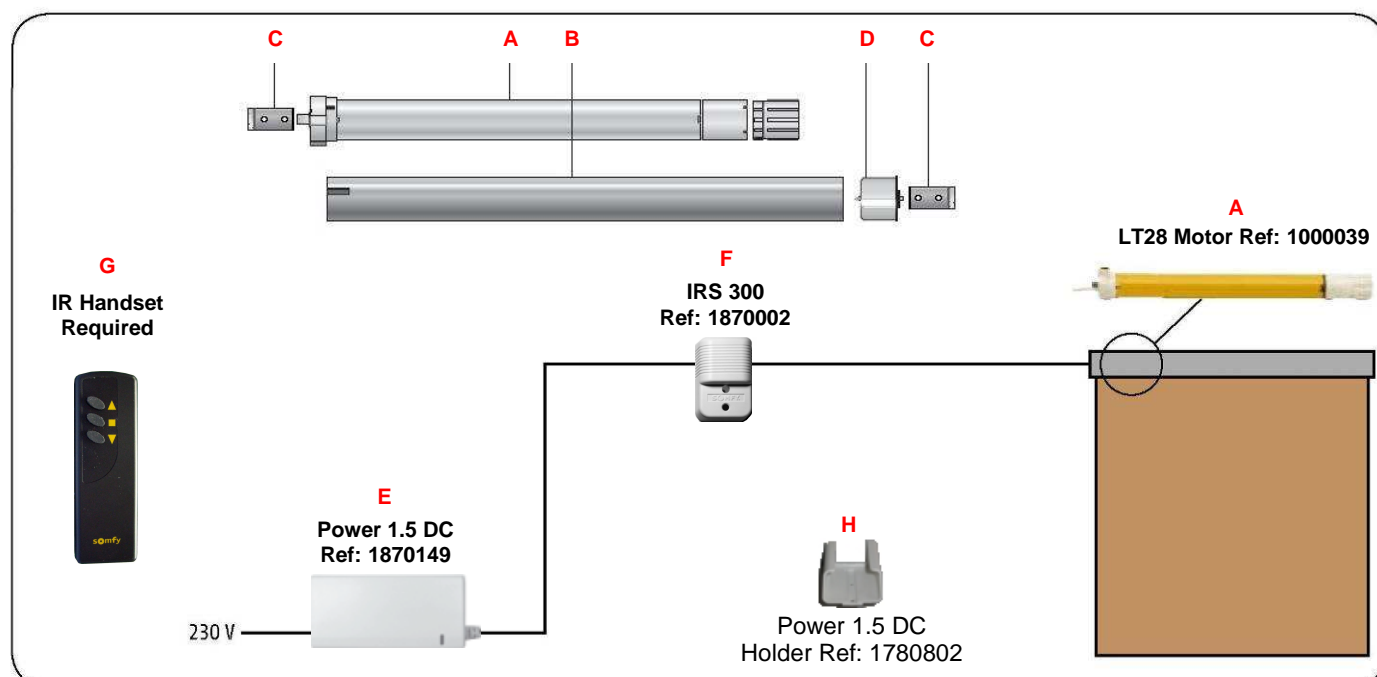
Infra-Red Section



LT28 IR Single Blind Kit



Fabric	transparent	semi-opaque	black out
Max. height	3.5 m	3.5 m	3.5 m
Max. square m	5 m ²	4 m ²	3 m ²
Min. width	0.35 m	0.35 m	0.35 m
Max. width	3 m	3 m	3 m




Kit Parts for A Single Blind

- A** - 1 x Motor (Ref: 1000039)
- B** - 1 x Tube in 3M lengths (Ref: 9011786)
- C** - 1 x LT 28 Brackets (Ref: 9013712)
- D** - 1 x Plug End (Ref: 9013933)
- E** - 1 x Power 1.5 DC Transformer (Ref: 1870149)
- F** - 1 x IRS 300 (Ref: 1870002)
- G** - IR Handset (see IR Control Page)
- H** - Power 1.5 DC Holder (Ref: 1780802)

LT28 IR Single Blind Kit Order Sheet

24V DC
Low Voltage



You're Company Details:

Company Name	Contact Name	B P Code
Company Address	Delivery Address	Contact Numbers
		Tel:
		Fax:
		Customer Order No

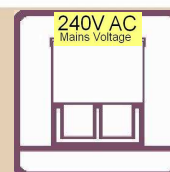
You're Order Details:

Part number	Description	Units
1000039	LT28 Motor	
9011786	Tube in 3M lengths	
9013712	LT 28 Brackets	
9013933	Plug End	
1870149	Power 1.5 DC Transformer	
1870002	IRS300 IR Controller	
1780802	Power 1.5 DC Holder	
	IR Handset (See IR Control Page)	

Requested Supply Date		Date		Signed	
-----------------------	--	------	--	--------	--

*Please refer to the customer service booklet for terms and conditions.

LS40 IR Roller Blind Kit



Fabric	transparent	black out
Max. height	5 m	5 m
Max. square m (3 Nm)	20 m ²	12 m ²
Min. width	0.6 m	0.6 m - Dependant on motor choice
Max. width	3 m	3 m

Motor Options

LS40 1.3/55 Ref: 1000004
 LS40 3/30 Ref: 1020010
 LS40 4/14 Ref: 1021021
 LS40 9/14 Ref: 1023010

H
 IR3 Sensor
 Ref: 9154186




G
 AC Motor IR
 Receiver
 Ref: 1860000



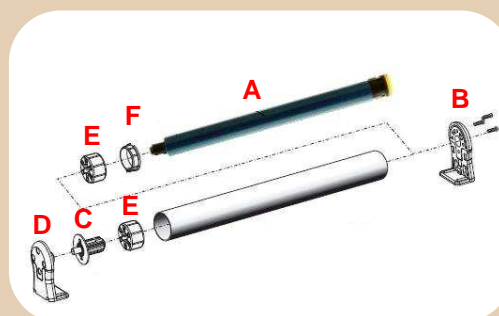
230V

I
 IR Handset
 Required



Kit Parts For An LS40 IR Blind

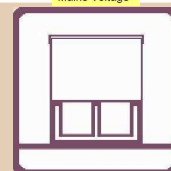
- A** - 1 x Motor LS40 1.3/55 Ref: 1000004
 LS40 3/30 Ref: 1020010
 LS40 4/14 Ref: 1021021
 LS40 9/14 Ref: 1023010
- B** - 1 x LS40 Motor Bracket (Ref: 9500683)
- C** - 1 x Plug End (Ref: 9500688)
- D** - 1 x Plug End Bracket (Ref: 9500685)
- E** - 2 x 40mm Drive wheels (Ref: 9147544)
- F** - 1 x Crown Wheel (Ref: 9147330)
- G** - 1 x AC Motor IR Receiver (Ref: 1860000)
- H** - 1 x IR3 Sensor (Ref: 9154186)
- I** - 1 x IR Handset (see IR control Page)



* Tube not available from Somfy
 * Larger blind versions are available

LS40 IR Roller Blind Kit Order Form

240V AC
Mains Voltage



You're Company Details:

Company Name	Contact Name	B P Code
Company Address	Delivery Address	Contact Numbers
		Tel:
		Fax:
		Customer Order No

You're Order Details:

LS40 IR Roller Blind Version Ordering Details		
Part Number	Description	Units Required
1000004	LS40 Altus Motor 1.3 Nm Version	
1020056	LS40 Altus Motor 3 Nm Version	
1021144	LS40 Altus Motor 4 Nm Version	
1023010	LS40 Altus Motor 9 Nm Version	
9500683	LS40 Motor Bracket	
9500688	Plug End	
9500685	Plug End Bracket	
9147544	40mm Drive wheels	
9147330	Crown Wheel	
1860000	AC Motor IR Receiver	
9154186	IR3 Sensor	
	IR Handset (See RTS Control Page)	

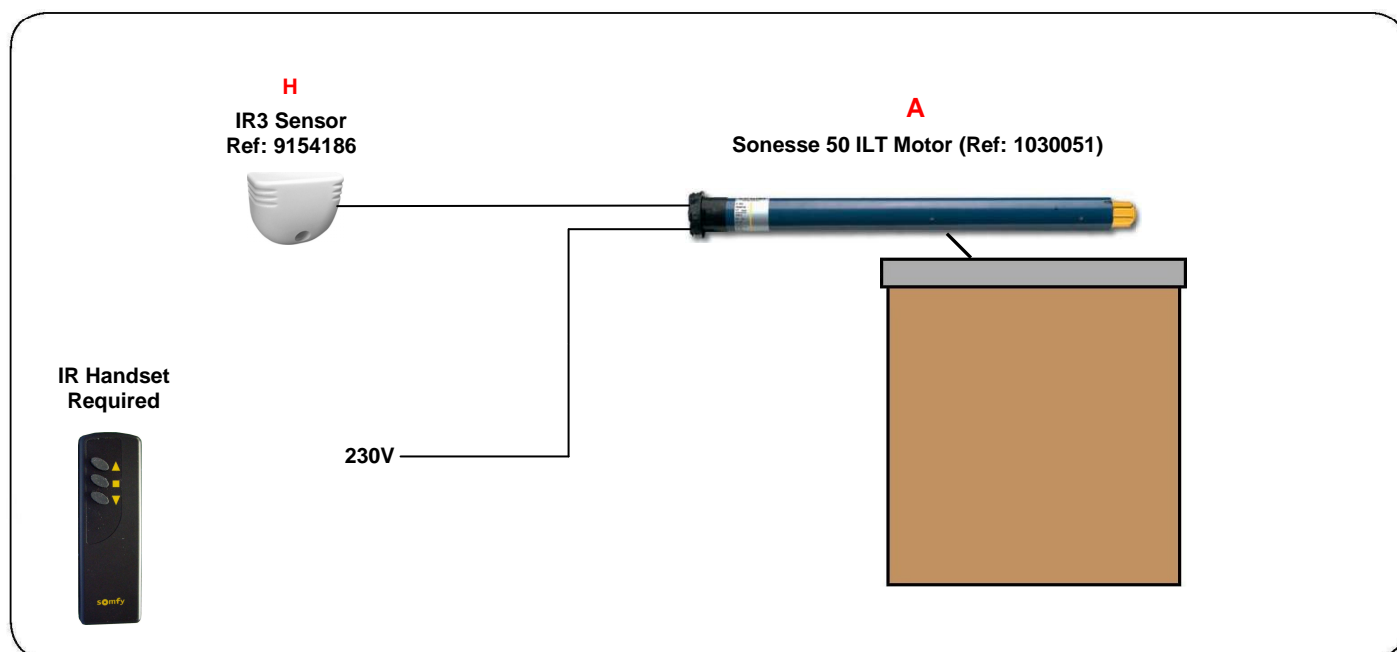
Requested Supply Date		Date		Signed	
-----------------------	--	------	--	--------	--

*Please refer to the customer service booklet for terms and conditions.

Sonesse 50 ILT IR Blind Kit



Fabric	Transparent	Semi-Opaque	Blackout
Max. Height	6M	6M	6M
Max. Square M	24M ²	18M ²	12M ²
Min Width	0.85M	0.85M	0.85M
Max Width	3.5M	3.5M	3.5M

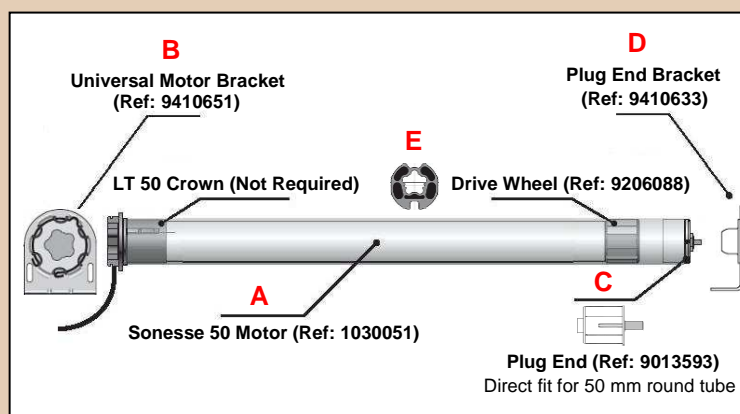


Kit Parts For A Sonesse 50 ILT Roller Blind (50mm)

- A** - 1 x Sonesse 50 ILT Motor (Ref: 1030051)
- B** - 1 x Motor Bracket (Ref: 9410651)
- C** - 1 x Plug End (Ref: 9013593)
- D** - 1 x Plug End Bracket (Ref: 9410633)
- E** - 1 x Drive wheel (Ref: 9206088)
- F** - 1 x IR3 Sensor (Ref: 9154186)
- 1 x IR Handset (See IR Control Page)

Note:

A Setting Tool is required for initial limit setting of the motor (1 per set) Ref: 9050280



* Tube not available from Somfy

Sonesse 50 ILT IR Blind Kit Order Form

240V AC
Mains Voltage



You're Company Details:

Company Name	Contact Name	B P Code
Company Address	Delivery Address	Contact Numbers
		Tel:
		Fax:
		Customer Order No

You're Order Details:

Sonesse 50 ILT Blind Kit Ordering Details		
Part Number	Description	Units Required
1030051	Sonesse 50 ILT Motor	
9410651	Motor Bracket	
9013593	Plug End	
9410633	Plug End Bracket	
9206088	Drive Wheel	
9154186	IR3 Sensor	
9050280	Limit Setting Tool	
	IR Handset (See IR Control Page)	

Requested Supply Date		Date		Signed	
-----------------------	--	------	--	--------	--

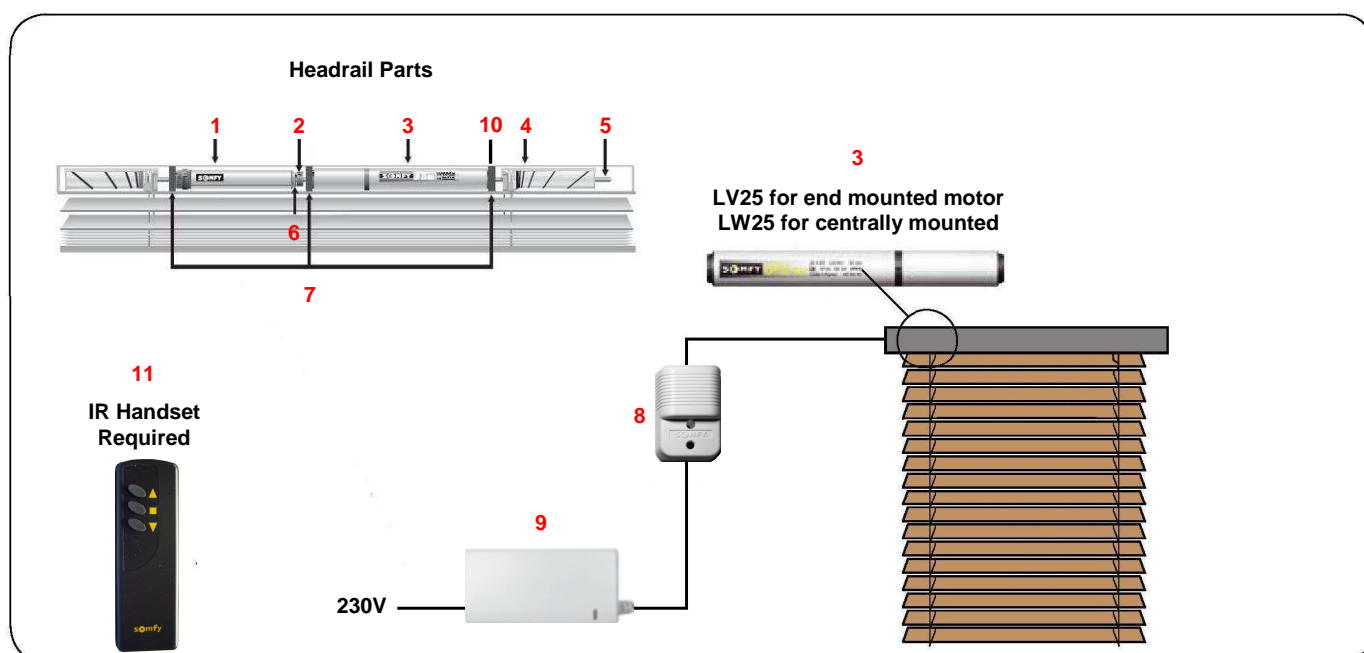
*Please refer to the customer service booklet for terms and conditions.

Small IR Venetian Blind Kit

Based on a basic 25 x 25mm headrail with 5mm hex shaft



Slats	16 / 25 mm slats	35 mm slats
Max. height	3.6 m	3.6 m
Max. square m	4 m ²	4 m ² - Dependant on motor choice
Min. width	0.6 m	0.6 m
Max. width	2.7 / 3.3 m	4 m



Kit Parts For an LV Venetian Blind

- 1 1 x AMS 25 (Ref: 9163030)
- 2 3 x Stop Rings (Ref: 9162258)
- 3 1 x Motor – LV 25 B44 (Ref: 1000030)
LV 25 B64 (Ref: 1000029)
- 4 ? x CTS 25 (1 set per cord)
CTS Long Cone (Ref: 9162136)
CTS Cover (Ref: 9162140)
CTS Bearing H D Basic (Ref: 9162159)
CTS Ring (Ref: 9162141)
- 5 1 x 5mm Hex Shaft – Supplied By Others
- 6 1 x AMS Shaft Adapter (Ref: 9163251)
- 7 3 x Headrail Adapters (Ref: 9163324)
- 8 1 x IRS 300 (Ref: 1870002)
- 9 1 x Power 1.5 DC Transformer (Ref: 1870149)
- 10 1 x Motor Shaft Adapter (Ref: 9163254)
- 11 1 x IR1 Handset (Ref: 1870133)

Kit Parts For an LW Venetian Blind

- 1 1 x AMS 25 (Ref: 9163030)
- 2 3 x Stop Rings (Ref: 9162258)
- 3 1 x Motor – LW 25 B44 (Ref: 1000032)
LW 25 B83 (Ref: 1000031)
- 4 ? x CTS 25 (1 set per cord)
CTS Long Cone (Ref: 9162136)
CTS Cover (Ref: 9162140)
CTS Bearing H D Basic (Ref: 9162159)
CTS Ring (Ref: 9162141)
- 5 1 x 5mm Hex Shaft – Supplied By Others
- 6 1 x AMS Shaft Adapter (Ref: 9163251)
- 7 3 x Headrail Adapters (Ref: 9163324)
- 8 1 x IRS 300 (Ref: 1870002)
- 9 1 x Power 1.5 DC Transformer (Ref: 1870149)
- 10 2 x Motor Shaft Adapter (Ref: 9163254)
- 11 1 x IR1 Handset (Ref: 1870133)

Note:
Power 1.5 DC Transformer holder
also available Ref: 1780802



* Accessories are available for other headrail combinations
* Headrail and shaft not available from Somfy

Small IR Venetian Blind Kit Order Form



You're Company Details:

Company Name	Contact Name	B P Code
Company Address	Delivery Address	Contact Numbers
		Tel:
		Fax:
		Customer Order No

You're Order Details:

LV Motor Version Ordering Details		
Part Number	Description	Units Required
9163030	AMS 25	
9162258	Stop Ring	
1000030	Motor – LV 25 B44	
1000029	LV 25 B64	
9162136	CTS Long Cone	
9162140	CTS Cover	
9162159	CTS Bearing	
9162141	CTS Ring	
	5mm Hex Shaft – Supplied By Others	
9163251	AMS Shaft Adapter	
9163324	Headrail Adapter	
1870002	IRS 300 Controller	
1870149	Power 1.5 DC Transformer	
9163254	Motor Shaft Adapter	
	IR Handset (See IR Control Page)	

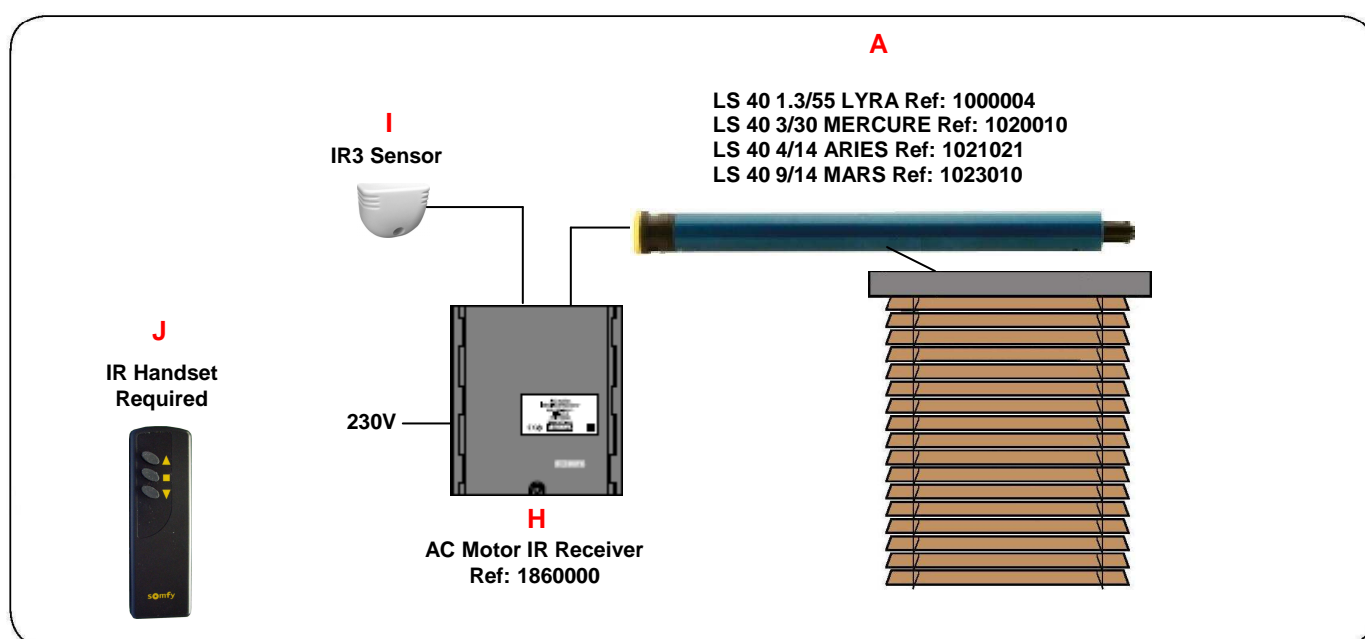
LW Motor Version Ordering Details		
Part Number	Description	Units Required
9163030	AMS 25	
9162258	Stop Ring	
1000032	Motor – LW 25 B44	
1000031	Motor – LW 25 B83	
9162136	CTS Long Cone	
9162140	CTS Cover	
9162159	CTS Bearing	
9162141	CTS Ring	
	5mm Hex Shaft – Supplied By Others	
9163251	AMS Shaft Adapter	
9163324	Headrail Adapter	
1870002	IRS 300 Controller	
1870149	Power 1.5 DC Transformer	
9163254	Motor Shaft Adapter	
	IR Handset (See IR Control Page)	

Requested Supply Date		Date		Signed	
-----------------------	--	------	--	--------	--

LS40 IR Venetian Blind Kit

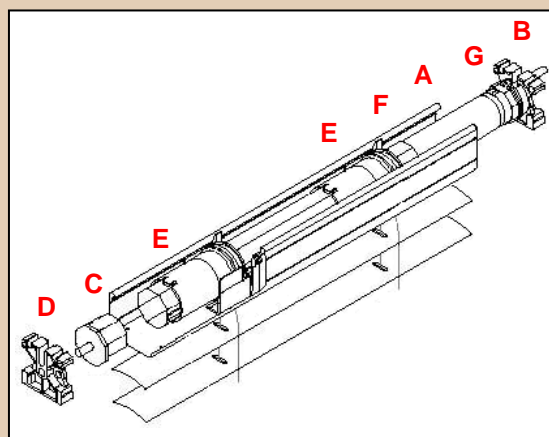


Slats	50mm Aluminium	50mm Wood
Max Height	5M	5M
Max Square M (4Nm / 9Nm)	10 / 16M ²	3.5 / 8.5M ² - Dependant on motor choice
Min Width	0.6M	0.6M
Max Width	4M	2.4M



Kit Parts For An LS40 IR Venetian Blind

- A** - 1 x Motor (Ref: LS 40 1.3/55 LYRA Ref: 1000004
LS 40 3/30 MERCURE Ref: 1020010
LS 40 4/14 ARIES Ref: 1021021
LS 40 9/14 MARS Ref: 1023010)
- B** - 1 x LS40 Motor Bracket (Ref: 9500736)
- C** - 1 x Plug End (Ref: 9137018)
- D** - 1 x Plug End Bracket (Ref: 9500736)
- E** - CTS systems (1 set per cord) Cone Ref: 9162144
Bearing Ref: 9162145
- F** - 1 x 40mm Oct Drive wheel (Ref: 9147545)
- G** - 1 x Crown Wheel 40mm Oct (Ref: 9147327)
- H** - 1 x AC Motor IR Receiver (Ref: 1860000)
- I** - 1 x IR3 Sensor (Ref: 9154186)
- J** - 1 x IR Handset (See RTS Control Page)



* Tube and headrail not available from Somfy
* IR8 Handset required for tilt functions

LS40 IR Venetian Blind Kit Order Form

240V AC
Mains Voltage



You're Company Details:

Company Name	Contact Name	B P Code
Company Address	Delivery Address	Contact Numbers
		Tel:
		Fax:
		Customer Order No

You're Order Details:

LS40 IR Venetian Blind Ordering Details		
Part Number	Description	Units Required
1000004	LS40 Motor 1.3 Nm Version	
1020010	LS40 Motor 3 Nm Version	
1021021	LS40 Motor 4 Nm Version	
1023010	LS40 Motor 9 Nm Version	
9500736	LS40 Motor Bracket	
9137018	Plug End	
9500736	Plug End Bracket	
9162144	CTS 40 Cone	
9162145	CTS 40 Bearing	
9147545	40mm Oct Drive wheel	
9147327	40mm Oct Crown Wheel	
1860000	AC Motor IR Receiver	
9154186	IR3 Sensor	
	IR Handset (See IR Control Page)	

Requested Supply Date		Date		Signed	
-----------------------	--	------	--	--------	--

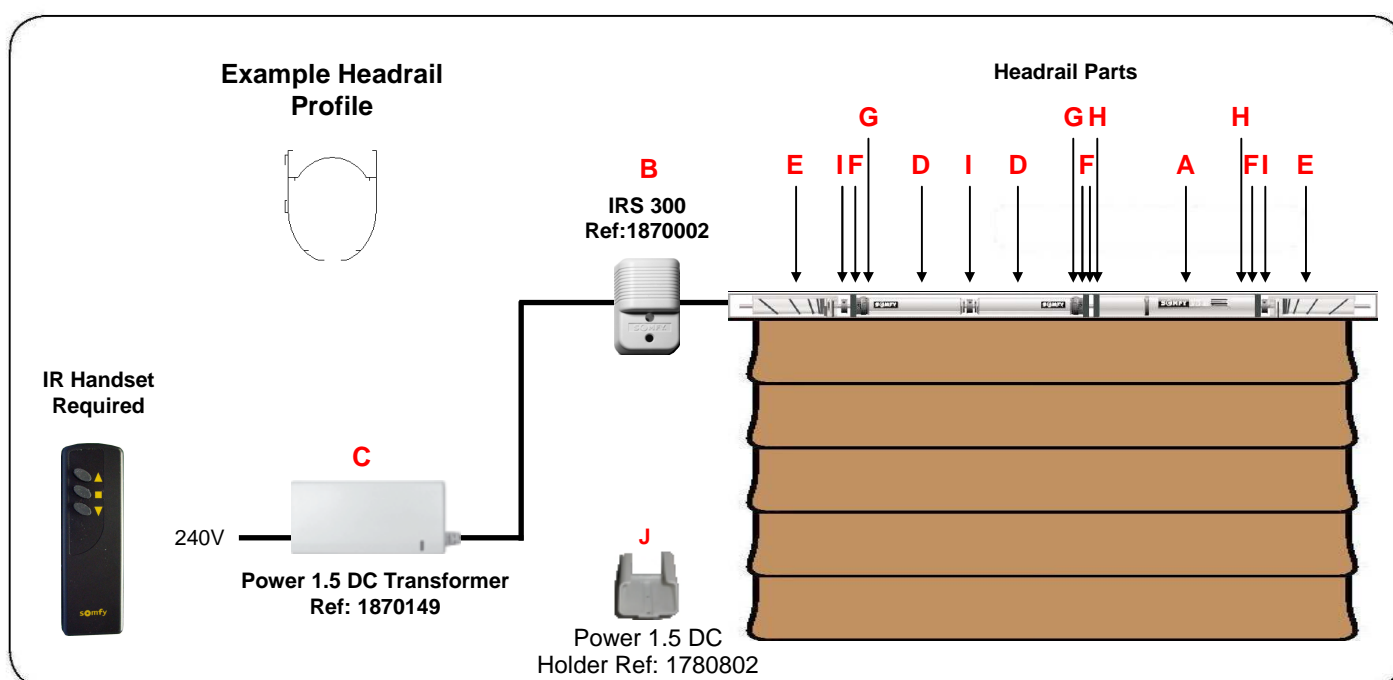
*Please refer to the customer service booklet for terms and conditions.

LV / LW IR Roman Blind

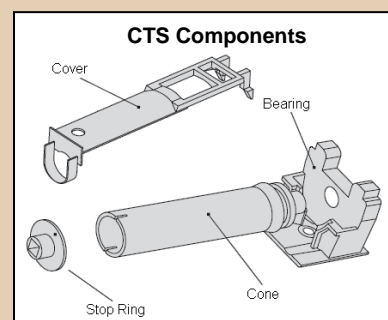
For headrail using 5mm Hex shaft

**Fabric** **Transparent / Semi Transparent**

Max Height	3.4M – Long Cone System or 2M with a Short Cone System
Max Square M (0.4 Nm / 0.8 Nm)	4 / 9M ² - Dependant on motor choice
Min Width	0.7M
Max Width	3M

**Kit Parts For A DC Roman Blind**

- A** 1 x Motor (see selection chart)
- B** 1 x IRS300 (Ref: 1870002)
- C** 1 x Power 1.5 DC Transformer (Ref: 1870149)
- D** 2 x AMS Mechanical Stops – One for the up limit and one for the down limit (Ref: 9163030)
- E** CTS components (1 per cord)
 - Short Cone (less than 2.5M drop)
 - 1 x Cone cover (Ref: 1781000)
 - 1 x Cone for 5mm hex shaft (Ref: 1781003)
 - 1 x Ring for 5mm hex shaft (Ref: 9162141)
 - 1 x Bearing (Ref: 9162159)
 - Or
 - Long Cone (greater than 2.5M drop)
 - 1 x Cone cover (Ref: 9162140)
 - 1 x Cone for 5mm hex shaft (Ref: 9162136)
 - 1 x Ring for 5mm hex Shaft (Ref: 9162141)
 - 1 x Bearing (Ref: 9162159)
- F** 4 x Headrail adapters – (2 for each motor and 1 per AMS) (Ref: 9163262)
- G** 2 x Shaft Adapters - 5mm hex shaft for AMS (Ref: 9163251)
- H** Long Motor 5mm hex shaft adaptors – 1 x LV motor or 2 x LW motor (Ref: 9163254)
- I** 3 x Stop Rings for 5mm hex shaft – (Ref: 9162258)
- J** Power 1.5 DC Holder also available (Ref: 1780802)
- 1 x IR Handset (See IR Control Page)



* Headrail and shaft not available from Somfy

* Accessories are available for other headrail combinations

LV / LW IR Roman Blind Order Form

24V DC
Low Voltage



You're Company Details:

Company Name	Contact Name	B P Code
Company Address	Delivery Address	Contact Numbers
		Tel:
		Fax:
		Customer Order No

You're Order Details:

Part Number	Description	Units Required
	Motor – See Selection Chart	
1870002	IRS 300 Controller	
1870149	Power 1.5 DC Transformer	
1780802	Power 1.5 DC Holder	
9163030	AMS Mechanical Stops	
Short Cone CTS Components		
1781000	Cone Cover	
1781003	Cone	
9162141	Ring	
9162159	Bearing	
Long Cone CTS Components		
9162140	Cone Cover	
9162136	Cone	
9162141	Ring	
9162159	Bearing	
9163262	Headrail Adapters	
9163251	Shaft Adapters	
9163254	Long Motor 5mm Shaft Adapters	
9162258	Stop Rings	
1780802	Power 1.5 DC Holder	
	IR Handset (See IR Control Page)	

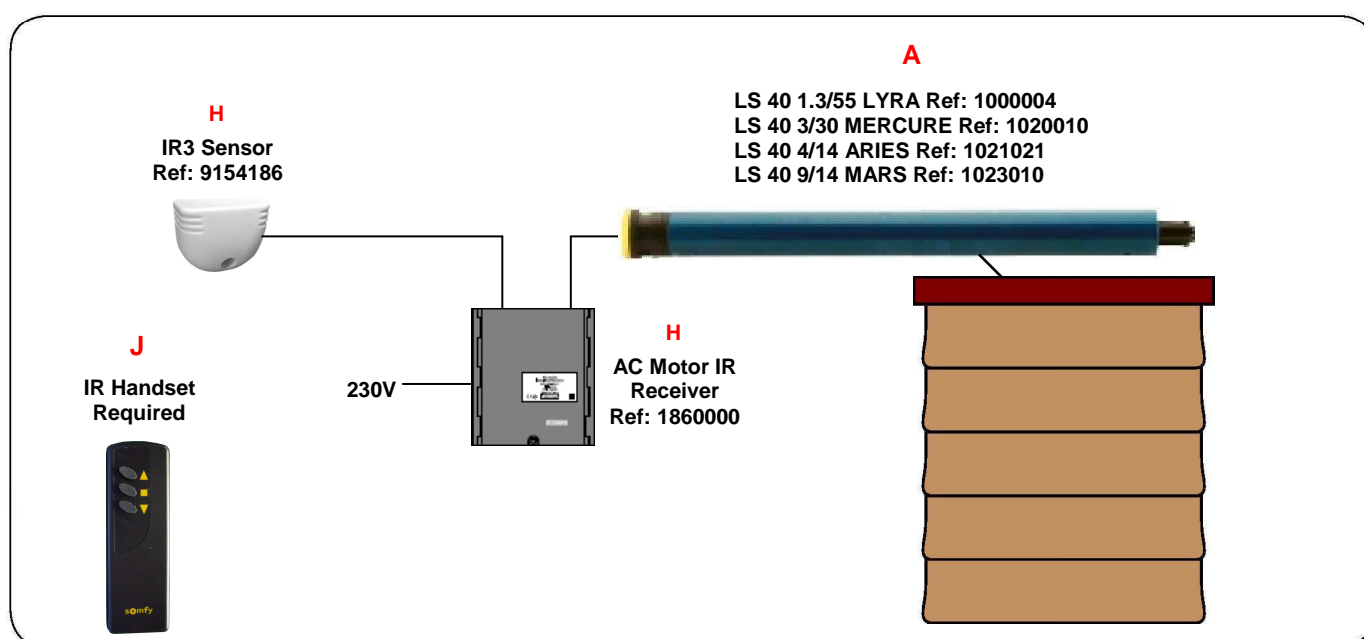
Requested Supply Date		Date		Signed	
-----------------------	--	------	--	--------	--

*Please refer to the customer service booklet for terms and conditions.

LS40 IR Roman Blind Kit

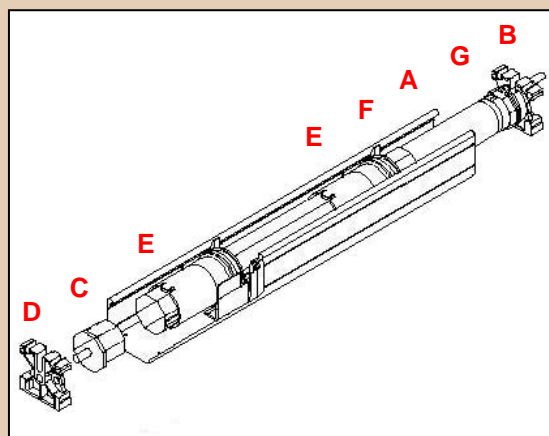


Fabric	Semi-opaque	Heavy Fabric
Max Height	5M	5M
Max Square M (4Nm / 9Nm)	10 / 15M ²	7.5 / 10M ² - Dependant on motor choice
Min Width	0.6M	0.6M
Max Width	3M	3M



Kit Parts For an LS40 IR Roman Blind

- A** - 1 x Motor (Ref: LS 40 1.3/55 LYRA Ref: 1000004
LS 40 3/30 MERCURE Ref: 1020010
LS 40 4/14 ARIES Ref: 1021021
LS 40 9/14 MARS Ref: 1023010)
- B** - 1 x LS40 Motor Bracket (Ref: 9500736)
- C** - 1 x Plug End (Ref: 9137018)
- D** - 1 x Plug End Bracket (Ref: 9500736)
- E** - CTS systems (1 set per cord) Cone Ref: 9162144
Bearing Ref: 9162145
- F** - 1 x 40mm Oct Drive wheel (Ref: 9147545)
- G** - 1 x Crown Wheel 40mm Oct (Ref: 9147327)
- H** - 1 x AC Motor IR Receiver (Ref: 1860000)
- I** - 1 x IR3 Sensor (Ref: 9154186)
- J** - 1 x IR Handset (see IR Control Page)



* Tube and headrail not available from Somfy

LS40 IR Roman Blind Kit Order Form



You're Company Details:

Company Name	Contact Name	B P Code
Company Address	Delivery Address	Contact Numbers
		Tel:
		Fax:
		Customer Order No

You're Order Details:



LS40 IR Roman Blind Ordering Details		
Part Number	Description	Units Required
1000004	LS 40 1.3/55 LYRA	
1020010	LS 40 3/30 MERCURE	
1021021	LS 40 4/14 ARIES	
1023010	LS 40 9/14 MARS	
9500736	LS40 Motor Bracket	
9137018	Plug End	
9500736	Plug End Bracket	
9162144	CTS 40 Cone	
9162145	CTS 40 Bearing	
9147545	40mm Oct Drive wheel	
9147327	40mm Oct Crown Wheel	
1860000	AC Motor IR Receiver	
9154186	IR3 Sensor	
	IR Handset (See IR Control Page)	

Requested Supply Date		Date		Signed	
-----------------------	--	------	--	--------	--

*Please refer to the customer service booklet for terms and conditions.

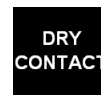
Glystro 50 RTS & IR Curtain Track Kit



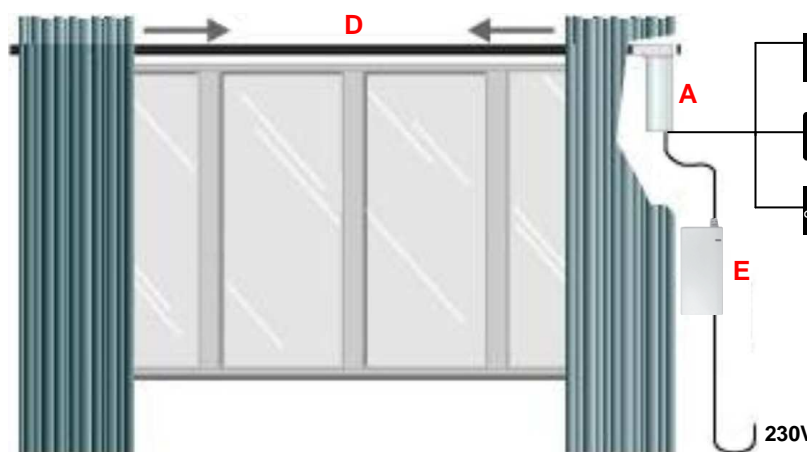
	Double Curtain	Single Curtain
		
Length	Weight (Kg)	Weight (Kg)
4 M	60 *	50 *
8 M	55 *	45 *

* Maximum advised weight of curtain

Glystro System is available in straight tracks only



IR Control
Required



RTS Built in
(system includes RTS handset)



Infrared Via IR3 Sensor and handset
(Purchased Separately)



Dry Contact Built in
(via RJ11 sockets x 2)

230V

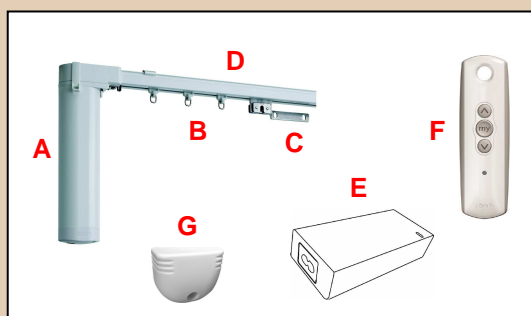


Power supply Holder also
available Ref: 1780802

Kit Parts For A Glystro 50 RTS & IR Curtain Track System


- A** - 1 x Glystro 50 Motor
- B** - Runners (Nr depends on track length)
- C** - 1 x Overlap Arm
- D** - 1 x Track
- E** - 1 x External Power Supply
- F** - 1 x Telis 1 RTS Pure Handset
- G** - 1 x IR3 Sensor

These Items are
included in the
standard system;
see chart for
sizing and
reference
numbers.



RAIL LENGTH				Reference	
Fr	0.5 M	->	0.99 M	One-way	Two-way
>	1 M	->	1.49 M	1 000 636	1 000 706
>	1.5 M	->	1.99 M	1 000 684	1 000 707
>	2 M	->	2.49 M	1 000 685	1 000 708
>	2.5 M	->	2.99 M	1 000 686	1 000 709
>	3 M	->	3.49 M	1 000 687	1 000 710
>	3.5 M	->	3.99 M	1 000 688	1 000 711
>	4 M	->	4.49 M	1 000 689	1 000 712
>	4.5 M	->	4.99 M	1 000 690	1 000 713
>	5 M	->	5.49 M	1 000 691	1 000 714
>	5.5 M	->	5.99 M	1 000 692	1 000 715
>	6 M	->	6.49 M	1 000 693	1 000 716
>	6.5 M	->	6.99 M	1 000 694	1 000 717
>	7 M	->	7.49 M	1 000 695	1 000 718
>	7.5 M	->	7.99 M	1 000 696	1 000 719
>	8 M	->	8.49 M	1 000 697	1 000 720
>	8.5 M	->	8.99 M	1 000 698	1 000 721
>	9 M	->	9.49 M	1 000 699	1 000 722
>	9.5 M	->	9.99 M	1 000 700	1 000 723

Glystro 50 RTS & IR Curtain Track Kit Order Form



Customer

Address

Delivery

Address -

if different

from above

Please provide

telephone nr

for delivery

Town+Post code

Name and Tel Nr

Address

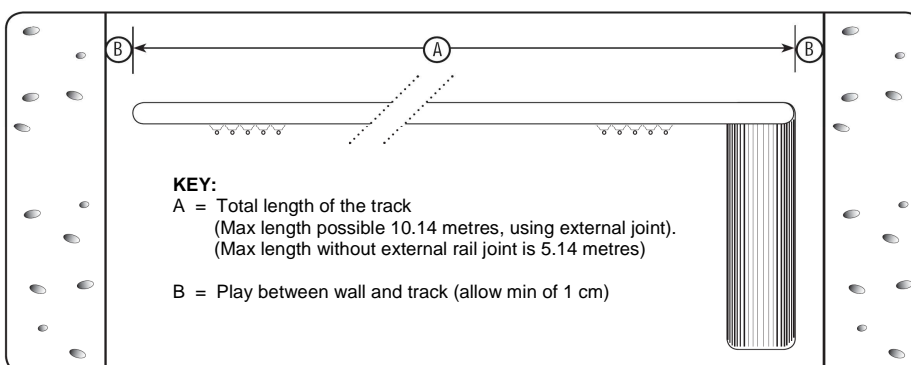
Town+Post code

Principle

drawing

(for your

information)



PLEASE INDICATE	QUANTITIES	REFERENCE NUMBER	RAIL LENGTH	MOTOR LEFT OR RIGHT MOUNTED (looking from inside the room to the track)		ASSEMBLY SUPPORT
GLYSTRO 25 OR 50 MOTOR NEEDED				One way, single opening - motor will be placed behind the curtain	Two way, central opening - please indicate on which side motor should be	
<div>25</div> <div>50</div> pcs cm	left <input type="checkbox"/> right <input type="checkbox"/>	left <input type="checkbox"/> right <input type="checkbox"/>	ceiling <input type="checkbox"/> wall <input type="checkbox"/>
<div>25</div> <div>50</div> pcs cm	left <input type="checkbox"/> right <input type="checkbox"/>	left <input type="checkbox"/> right <input type="checkbox"/>	ceiling <input type="checkbox"/> wall <input type="checkbox"/>
<div>25</div> <div>50</div> pcs cm	left <input type="checkbox"/> right <input type="checkbox"/>	left <input type="checkbox"/> right <input type="checkbox"/>	ceiling <input type="checkbox"/> wall <input type="checkbox"/>

NOTE: Glystro 25 is RTS enabled (only). Glystro 50 is RTS and dry contact enabled and Infrared capable. For Glystro 25 and 50, each track will be supplied with power supply and Telis 1 RTS Pure rem. control as std.

If Infrared is required with Glystro 50, indicate here ☐ and complete the section below (no access's required for dry contact)

An IR3 Infrared Sensor 9154186 is required for each Glystro 50 Infrared. Please indicate number of sensors required ☐ (the IR3 connects direct into the motor)

Please also indicate the number of preferred Infrared handsets (either IR1 or IR8):

IR8 = 8 Channel Remote Control 1870132 ☐

or IR1 = Single Channel Remote Control 1870133 ☐

Customer

 (Date)

 (Signature)

*Please refer to the customer service booklet for terms and conditions.

IR Control Page

IR Handset's

IR1 Handset
Ref: 1870133



IR8 Handset
Ref: 1870132



IR Control

IRS 300
Ref:1870002



IR Sensor


IR3 Sensor
Ref: 9154186



Hard Wired Section



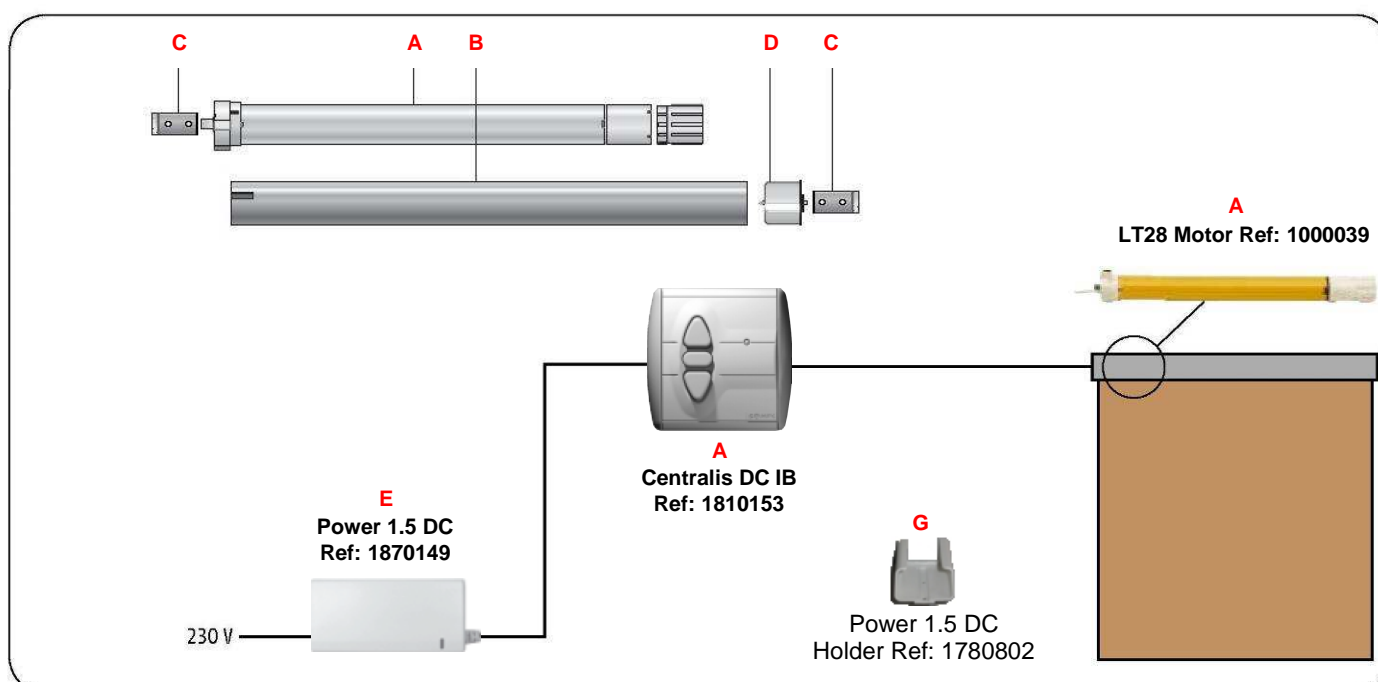
&



LT28 H/W Single Blind Kit



Fabric	transparent	semi-opaque	black out
Max. height	3.5 m	3.5 m	3.5 m
Max. square m	5 m ²	4 m ²	3 m ²
Min. width	0.35 m	0.35 m	0.35 m
Max. width	3 m	3 m	3 m




Kit Parts For A Single Blind

- A** - 1 x Motor (Ref: 1000039)
- B** - 1 x Tube in 3M lengths (Ref: 9011786)
- C** - 1 x LT 28 Brackets (Ref: 9013712)
- D** - 1 x Plug End (Ref: 9013933)
- E** - 1 x Power 1.5 DC Transformer (Ref: 1870149)
- F** - 1 x Centralis DC IB (Ref: 1810153)
- G** - Power 1.5 DC Holder also available (Ref: 1780802)

LT28 H/W Single Blind Kit Order Sheet

24V DC
Low Voltage



You're Company Details:

Company Name	Contact Name	B P Code
Company Address	Delivery Address	Contact Numbers
		Tel:
		Fax:
		Customer Order No

You're Order Details:

Part number	Description	Units
1000039	LT28 Motor	
9011786	Tube in 3M lengths	
9013712	LT 28 Brackets	
9013933	Plug End	
1870149	Power 1.5 DC Transformer	
1780802	Power 1.5 DC Holder	
1810153	Centralis DC IB Switch	

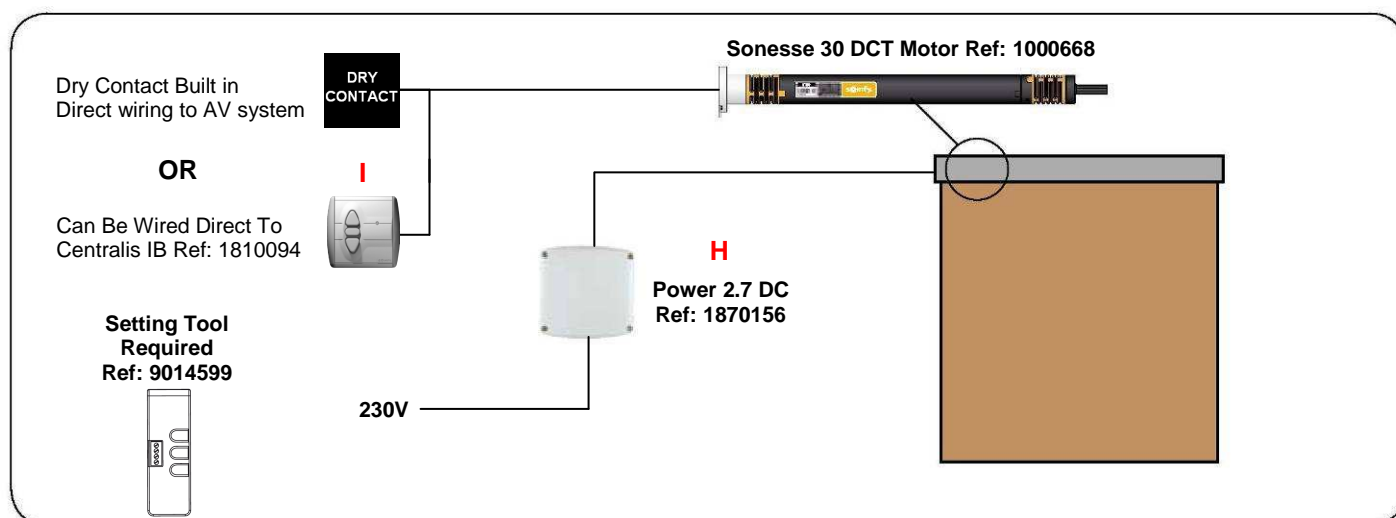
Requested Supply Date		Date		Signed	
-----------------------	--	------	--	--------	--

*Please refer to the customer service booklet for terms and conditions.


Sonesse 30 DCT Blind Kit



Fabric	Transparent	Semi-opaque	Blackout
Max. Height	7M	7M	7M
Max. Square M	16M ²	14M ²	7M ²
Min Width	0.5M	0.5M	0.5M
Max Width	3M	3M	3M

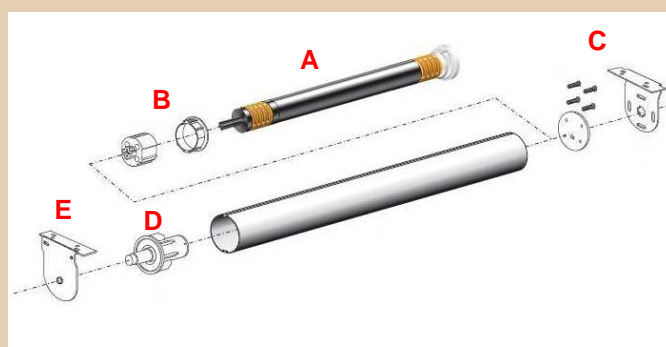


Kit Parts For An LS40 Version Blind



- A** - 1 x Motor (Ref: 1000668)
- B** - 1 x LS40 Conversion Kit (Ref: 9013776)
- C** - 1 x LS40 Motor Bracket (Ref: 9500683)
- D** - 1 x Plug End (Ref: 9500688)
- E** - 1 x Plug End Bracket (Ref: 9500685)
- F** - 2 x 40mm Drive wheels (Ref: 9147544)
- G** - 1 x Crown Wheel (Ref: 9147330)
- H** - 1 x Power 2.7 DC (Ref: 1870156)
- I** - 1 x Centralis IB Switch (Ref: 1810094)
- 1 x Sonesse 30 DCT setting tool (Ref: 9014599)

Kit Parts For A Louvolite System 40 Blind Version



- A** - 1 x Motor (Ref: 1000668)
- B** - 1 x Louvolite System 40 adapter pack (Ref: 9014045)
- C** - 1 x Louvolite Bracket (supplied by Louvolite)
- D** - 1 x Plug End (supplied by Louvolite)
- E** - 1 x Plug End Bracket (supplied by Louvolite)
- H** - 1 x Power 2.7 DC (Ref: 1870156)
- I** - 1 x Centralis IB Switch (Ref: 1810094)
- 1 x Sonesse 30 DCT setting tool (Ref: 9014599)


* Louvolite System 45 adapter pack also available Ref: 9014333

* Accessories are available for other tube options

* Tube not available from Somfy

Sonesse 30 DCT Blind Kit Order Form

24V DC
Low Voltage



You're Company Details:

Company Name	Contact Name	B P Code
Company Address	Delivery Address	Contact Numbers
 	 	Tel:
 	 	Fax:
 	 	Customer Order No

You're Order Details:

LS40 Version Ordering Details		
Part Number	Description	Units Required
1000668	Motor	
9013776	LS40 Conversion Kit	
9500683	LS40 Motor Bracket	
9500688	Plug End	
9500685	Plug End Bracket	
9147544	40mm Drive wheels	
9147330	Crown Wheel	
1870156	Power 2.7 DC PSU	
1810094	Centralis IB	
9014599	Sonesse 30 DCT Setting tool	

Louvolute System 40 or 45 Version Ordering Details		
Part Number	Description	Units Required
1000668	Motor	
9014045	Louvolute System 40 adapter pack	
9014333	Louvolute System 45 adapter pack	
	Louvolute Bracket (supplied by Louvolute)	
	Plug End (supplied by Louvolute)	
	Plug End Bracket (supplied by Louvolute)	
1870156	Power 2.7 DC PSU	
1810094	Centralis IB	
9014599	Sonesse 30 DCT Setting tool	

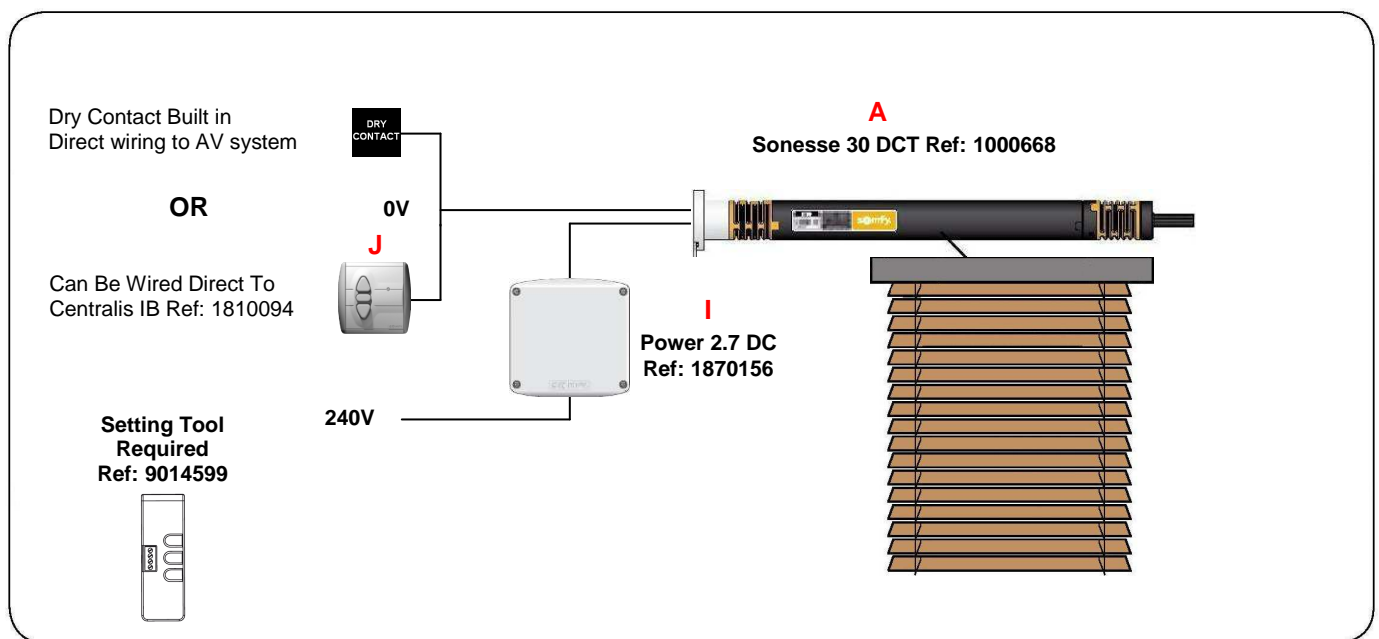
Requested Supply Date		Date		Signed	
-----------------------	--	------	--	--------	--

*Please refer to the customer service booklet for terms and conditions.

Sonesse 30 DCT Venetian Blind Kit

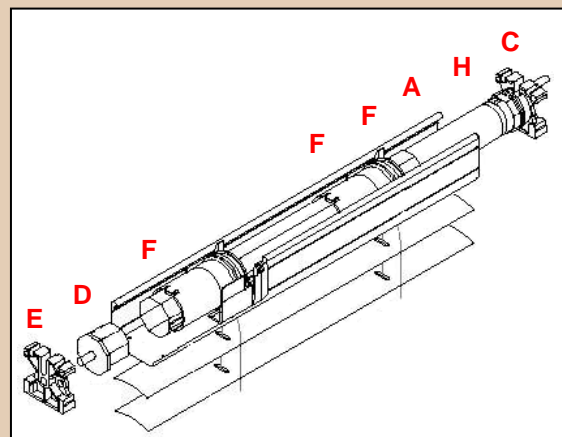


Slats	50mm Aluminium	50mm Wood
Max Height	5M	3M
Max Square M	5M ²	2M ²
Min Width	0.6M	0.6M
Max Width	4M	2.4M



Kit Parts For A Sonesse 30 DCT Venetian Blind

- A** - 1 x Motor (Ref: 1000668)
- B** - 1 x LS40 Conversion Kit (Ref: 9013776)
- C** - 1 x LS40 Motor Bracket (Ref: 9500736)
- D** - 1 x Plug End (Ref: 9137018)
- E** - 1 x Plug End Bracket (Ref: 9500736)
- F** - CTS systems (1 set per cord) Cone Ref: 9162144
Bearing Ref: 9162145
- G** - 1 x 40mm Oct Drive wheel (Ref: 9147545)
- H** - 1 x Crown Wheel 40mm Oct (Ref: 9147327)
- I** - 1 x Power 2.7 DC (Ref: 1870156)
- J** - 1 x Centralis IB (Ref: 1810094)
- 1 x Sonesse 30 DCT setting tool (Ref: 9014599)



* Tube and headrail not available from Somfy

Sonesse 30 DCT Venetian Blind Kit Order Form

240V AC
Mains Voltage



You're Company Details:

Company Name	Contact Name	B P Code
Company Address	Delivery Address	Contact Numbers
		Tel:
		Fax:
		Customer Order No

You're Order Details:

Sonesse 30 DCT Venetian Blind Ordering Details		
Part Number	Description	Units Required
1000668	Sonesse 30 DCT	
9013776	LS40 Conversion Kit	
9500736	LS40 Motor Bracket	
9137018	Plug End	
9500736	Plug End Bracket	
9162144	CTS 40 Cone	
9162145	CTS 40 Bearing	
9147545	40mm Oct Drive wheel	
9147327	40mm Oct Crown Wheel	
1870156	Power 2.7 DC Transformer	
1810094	Centralis IB	
9014599	Sonesse 30 DCT Setting Tool	

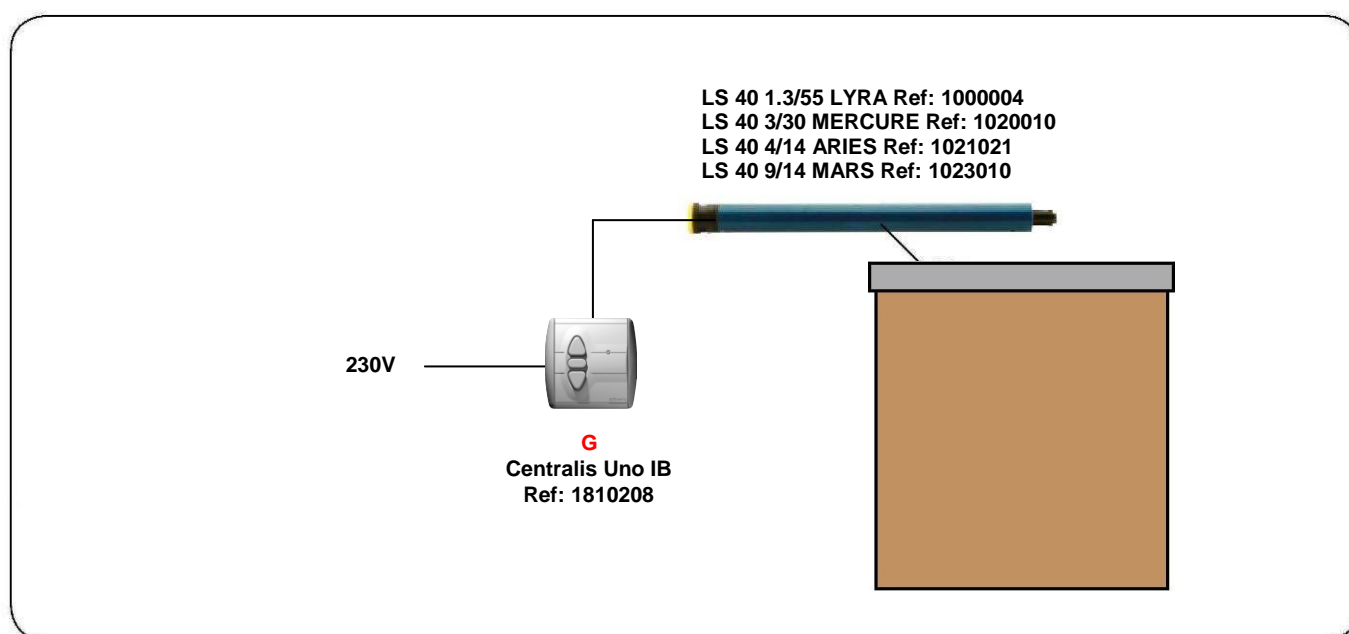
Requested Supply Date		Date		Signed	
-----------------------	--	------	--	--------	--

*Please refer to the customer service booklet for terms and conditions.

LS40 H/W Roller Blind Kit

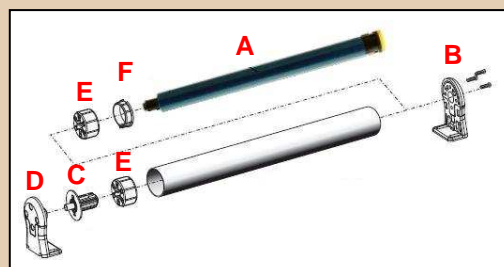


Fabric	transparent	black out - Dependant on motor choice
Max. height	5 m	5 m
Max. square m (3 Nm)	20 m ²	12 m ²
Min. width	0.6 m	0.6 m
Max. width	3 m	3 m



Kit Parts For An LS40 H/W Blind

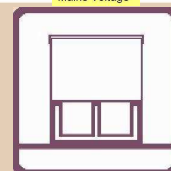
- A** - 1 x Motor (Ref: LS 40 1.3/55 LYRA Ref: 1000004
 LS 40 3/30 MERCURE Ref: 1020010
 LS 40 4/14 ARIES Ref: 1021021
 LS 40 9/14 MARS Ref: 1023010)
- B** - 1 x LS40 Motor Bracket (Ref: 9500683)
- C** - 1 x Plug End (Ref: 9500688)
- D** - 1 x Plug End Bracket (Ref: 9500685)
- E** - 2 x 40mm Drive wheels (Ref: 9147544)
- F** - 1 x Crown Wheel (Ref: 9147330)
- G** - 1 x Centralis Uno IB (Ref: 1810208)



* Tube not available from Somfy
 * Larger blind versions are available

LS40 H/W Roller Blind Kit Order Form

240V AC
Mains Voltage



You're Company Details:

Company Name	Contact Name	B P Code
Company Address	Delivery Address	Contact Numbers
		Tel:
		Fax:
		Customer Order No

You're Order Details:

LS40 H/W Roller Blind Version Ordering Details		
Part Number	Description	Units Required
1000004	LS 40 1.3/55 LYRA	
1020010	LS 40 3/30 MERCURE	
1021021	LS 40 4/14 ARIES	
1023010	LS 40 9/14 MARS	
9500683	LS40 Motor Bracket	
9500688	Plug End	
9500685	Plug End Bracket	
9147544	40mm Drive wheels	
9147330	Crown Wheel	
1810208	Centralis Uno IB	

Requested Supply Date		Date		Signed	
-----------------------	--	------	--	--------	--

*Please refer to the customer service booklet for terms and conditions.

Sonesse 50 ILT H/W Blind Kit



Fabric	Transparent	Semi-Opaque	Blackout
Max. Height	6M	6M	6M
Max. Square M	24M ²	18M ²	12M ²
Min Width	0.85M	0.85M	0.85M
Max Width	3.5M	3.5M	3.5M



Dry Contact Built in
Direct wiring to AV system

Can Be Wired Direct To
Centralis IB Ref: 1810094

Infrared Via IR3 Sensor and
handset (Purchased Separately)




G

Setting Tool
Required
Ref: 9050280



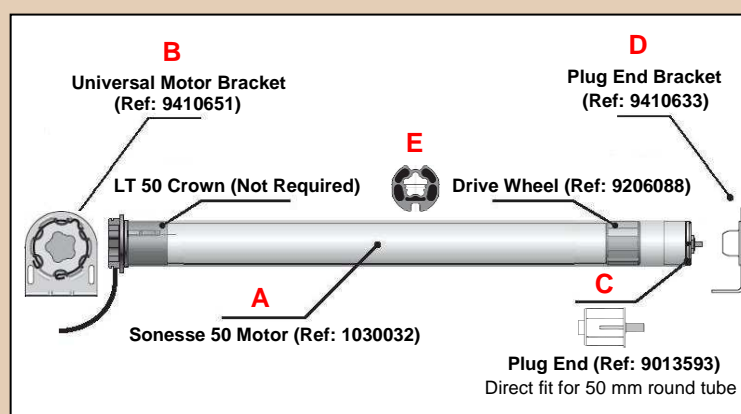
230V

A
Sonesse 50 ILT Motor (Ref: 1030051)



Kit Parts For A Sonesse 50 ILT H/W Roller Blind (50mm Tube)


- A** - 1 x Sonesse 50 ILT Motor (Ref: 1030051)
- B** - 1 x Motor Bracket (Ref: 9410651)
- C** - 1 x Plug End (Ref: 9013593)
- D** - 1 X Plug End Bracket (Ref: 9410633)
- E** - 1 x Drive wheel (Ref: 9206088)
- F** - 1 x Centralis IB (IF Required Ref: 1810094)
- G** - 1 x ILT Setting Tool (Ref: 9050280)



* Tube not available from Somfy

Sonesse 50 ILT H/W Blind Kit Order Form

240V AC
Mains Voltage



You're Company Details:

Company Name	Contact Name	B P Code
Company Address	Delivery Address	Contact Numbers
		Tel:
		Fax:
		Customer Order No

You're Order Details:

Sonesse 50 ILT H/W Blind Kit Ordering Details		
Part Number	Description	Units Required
1030032	Sonesse 50 RTS Motor	
9410651	Motor Bracket	
9013593	Plug End	
9410633	Plug End Bracket	
9206088	Drive Wheel	
9050280	ILT Setting Tool	
1810094	Centralis IB Switch (IF Required)	

Requested Supply Date		Date		Signed	
-----------------------	--	------	--	--------	--

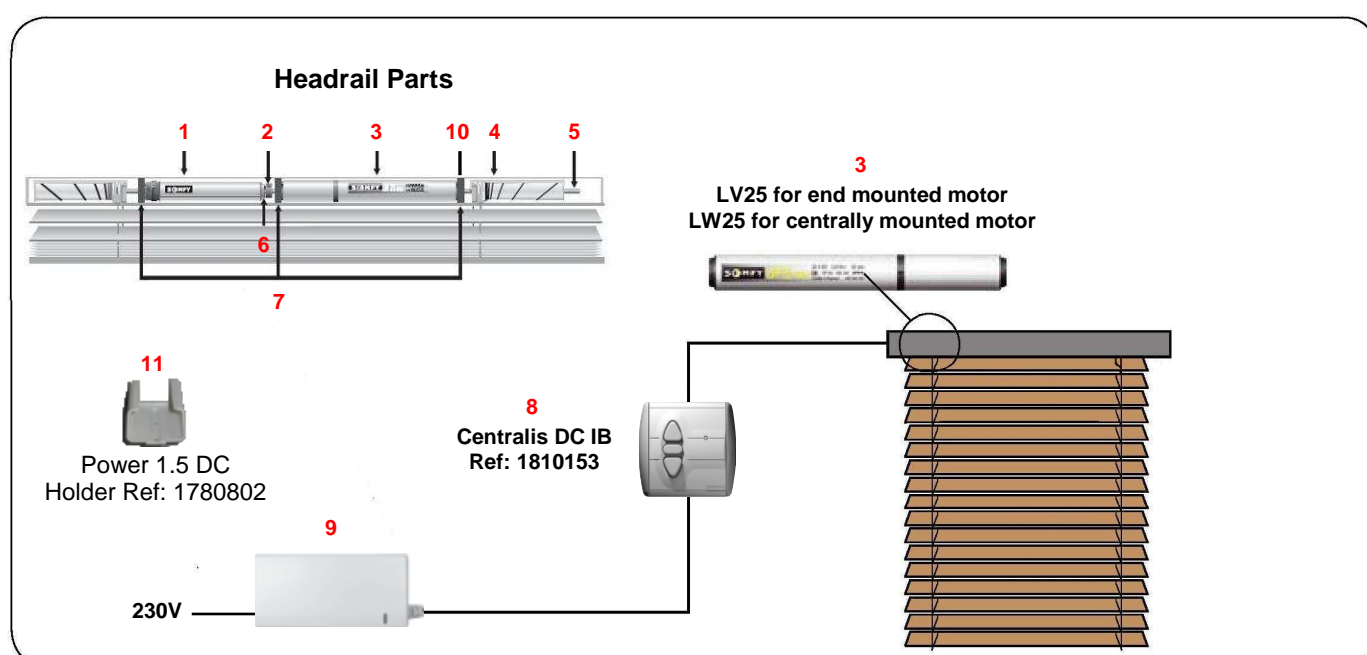
*Please refer to the customer service booklet for terms and conditions.

LV/LW Small H/W Venetian Blind Kit

Based on a basic 25 x 25mm headrail with 5mm hex shaft



Slats	16 / 25 mm slats	35 mm slats
Max. height	3.6 m	3.6 m
Max. square m	4 m ²	4 m ² - Dependant on motor choice
Min. width	0.6 m	0.6 m
Max. width	2.7 / 3.3 m	4 m

**Kit Parts For an LV Venetian Blind**

- 1 1 x AMS 25 (Ref: 9163030)
- 2 3 x Stop Rings (Ref: 9162258)
- 3 1 x Motor – LV 25 B44 (Ref: 1000030)
LV 25 B64 (Ref: 1000029)
- 4 ? x CTS 25 (1 set per cord)
CTS Long Cone (Ref: 9162136)
CTS Cover (Ref: 9162140)
CTS Bearing H D Basic (Ref: 9162159)
CTS Ring (Ref: 9162141)
- 5 1 x 5mm Hex Shaft – Supplied By Others
- 6 1 x AMS Shaft Adapter (Ref: 9163251)
- 7 3 x Headrail Adapters (Ref: 9163324)
- 8 1 x Centralis DC IB (Ref: 1810153)
- 9 1 x Power 1.5 DC Transformer (Ref: 1870149)
- 10 1 x Motor Shaft Adapter (Ref: 9163254)
- 11 1 x Power 1.5 DC Holder (Ref: 1780802)

Kit Parts For an LW Venetian Blind

- 1 1 x AMS 25 (Ref: 9163030)
- 2 3 x Stop Rings (Ref: 9162258)
- 3 1 x Motor – LW 25 B44 (Ref: 1000032)
LW 25 B83 (Ref: 1000031)
- 4 ? x CTS 25 (1 set per cord)
CTS Long Cone (Ref: 9162136)
CTS Cover (Ref: 9162140)
CTS Bearing H D Basic (Ref: 9162159)
CTS Ring (Ref: 9162141)
- 5 1 x 5mm Hex Shaft – Supplied By Others
- 6 1 x AMS Shaft Adapter (Ref: 9163251)
- 7 3 x Headrail Adapters (Ref: 9163324)
- 8 1 x Centralis DC IB (Ref: 1810153)
- 9 1 x Power 1.5 DC Transformer (Ref: 1870149)
- 10 2 x Motor Shaft Adapter (Ref: 9163254)
- 11 1 x Power 1.5 DC Holder (Ref: 1780802)

* Accessories are available for other headrail combinations
* Headrail and shaft not available from Somfy



LV/LW Small H/W Venetian Blind Kit Order Form

You're Company Details:

Company Name	Contact Name	B P Code
Company Address	Delivery Address	Contact Numbers
		Tel:
		Fax:
		Customer Order No

You're Order Details:

LV Motor Version Ordering Details		
Part Number	Description	Units Required
9163030	AMS 25	
9162258	Stop Ring	
1000030	Motor – LV 25 B44	
1000029	LV 25 B64	
9162136	CTS Long Cone	
9162140	CTS Cover	
9162159	CTS Bearing	
9162141	CTS Ring	
	5mm Hex Shaft – Supplied By Others	
9163251	AMS Shaft Adapter	
9163324	Headrail Adapter	
1810153	Centralis DC IB Switch	
1870149	Power 1.5 DC Transformer	
9163254	Motor Shaft Adapter	

LW Motor Version Ordering Details		
Part Number	Description	Units Required
9163030	AMS 25	
9162258	Stop Ring	
1000032	Motor – LW 25 B44	
1000031	Motor – LW 25 B83	
9162136	CTS Long Cone	
9162140	CTS Cover	
9162159	CTS Bearing	
9162141	CTS Ring	
	5mm Hex Shaft – Supplied By Others	
9163251	AMS Shaft Adapter	
9163324	Headrail Adapter	
1810153	Centralis DC IB Switch	
1870149	Power 1.5 DC Transformer	
9163254	Motor Shaft Adapter	

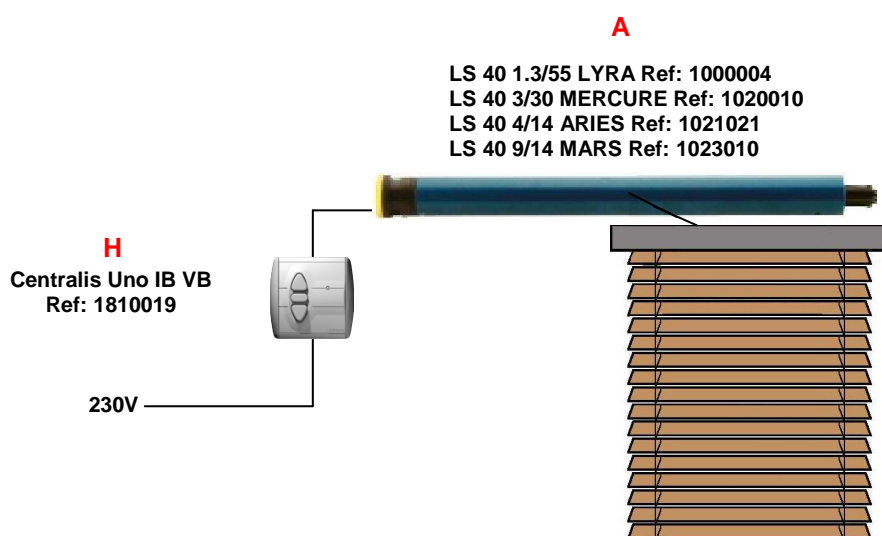
Requested Supply Date		Date		Signed	
-----------------------	--	------	--	--------	--

*Please refer to the customer service booklet for terms and conditions.

LS40 H/W Venetian Blind Kit

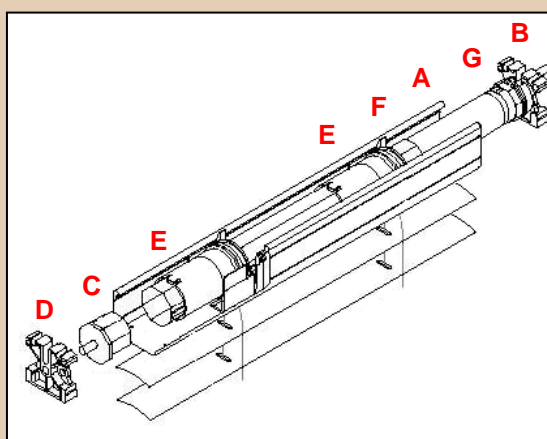


Slats	50mm Aluminium	50mm Wood
Max Height	5M	5M
Max Square M (4Nm / 9Nm)	10 / 16M ²	3.5 / 8.5M ² - Dependant on motor choice
Min Width	0.6M	0.6M
Max Width	4M	2.4M



Kit Parts For An LS40 Venetian Blind

- A** - 1 x Motor (Ref: LS 40 1.3/55 LYRA Ref: 1000004
LS 40 3/30 MERCURE Ref: 1020010
LS 40 4/14 ARIES Ref: 1021021
LS 40 9/14 MARS Ref: 1023010)
- B** - 1 x LS40 Motor Bracket (Ref: 9500736)
- C** - 1 x Plug End (Ref: 9137018)
- D** - 1 x Plug End Bracket (Ref: 9500736)
- E** - CTS systems (1 set per cord) Cone Ref: 9162144
Bearing Ref: 9162145
- F** - 1 x 40mm Oct Drive wheel (Ref: 9147545)
- G** - 1 x Crown Wheel 40mm Oct (Ref: 9147327)
- H** - 1 x Centralis Uno IB VB (Ref: 1810019)



* Tube and headrail not available from Somfy

LS40 H/W Venetian Blind Kit Order Form



You're Company Details:

Company Name	Contact Name	B P Code
Company Address	Delivery Address	Contact Numbers
		Tel:
		Fax:
		Customer Order No

You're Order Details:

LS40 Venetian Blind Ordering Details		
Part Number	Description	Units Required
1000004	LS40 Motor 1.3 Nm Version	
1020010	LS40 Motor 3 Nm Version	
1021021	LS40 Motor 4 Nm Version	
1023010	LS40 Motor 9 Nm Version	
9500736	LS40 Motor Bracket	
9137018	Plug End	
9500736	Plug End Bracket	
9162144	CTS 40 Cone	
9162145	CTS 40 Bearing	
9147545	40mm Oct Drive wheel	
9147327	40mm Oct Crown Wheel	
1810019	Centralis Indoor RTS VB	

Requested Supply Date		Date		Signed	
-----------------------	--	------	--	--------	--

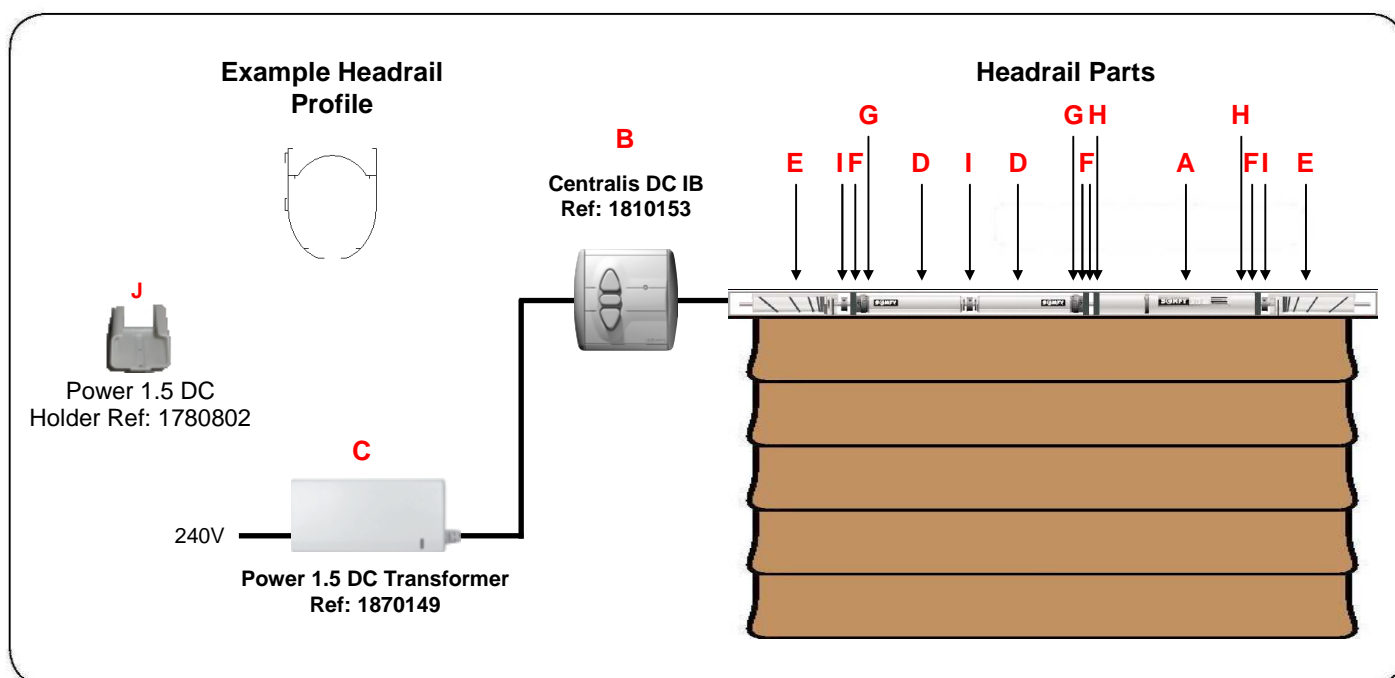
*Please refer to the customer service booklet for terms and conditions.

LV / LW H/W Roman Blind

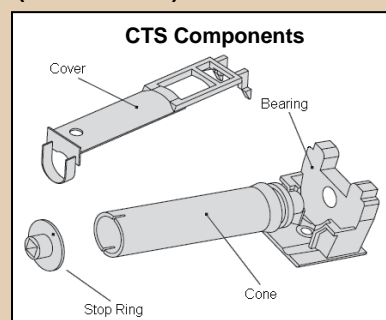
For headrail using 5mm Hex shaft

**Fabric** **Transparent / Semi Transparent**

Max Height	3.4M – Long Cone System or 2M with a Short Cone System
Max Square M (0.4 Nm / 0.8 Nm)	4 / 9M ² - Dependant on motor choice
Min Width	0.7M
Max Width	3M

**Kit Parts For A DC Roman Blind**

- A** 1 x Motor (see selection chart)
- B** 1 x Centralis DC IB Switch
- C** 1 x Power 1.5 DC Transformer (Ref: 1870149)
- D** 2 x AMS Mechanical Stops – One for the up limit and one for the down limit (Ref: 9163030)
- E** CTS components (1 per cord)
 - Short Cone (less than 2.5M drop)
 - 1 x Cone cover (Ref: 1781000)
 - 1 x Cone for 5mm hex shaft (Ref: 1781003)
 - 1 x Ring for 5mm hex shaft (Ref: 9162141)
 - 1 x Bearing (Ref: 9162159)
 - Or
 - Long Cone (greater than 2.5M drop)
 - 1 x Cone cover (Ref: 9162140)
 - 1 x Cone for 5mm hex shaft (Ref: 9162136)
 - 1 x Ring for 5mm hex Shaft (Ref: 9162141)
 - 1 x Bearing (Ref: 9162159)
- F** 4 x Headrail adapters – (2 for each motor and 1 per AMS) (Ref: 9163262)
- G** 2 x Shaft Adapters - 5mm hex shaft for AMS (Ref: 9163251)
- H** Long Motor 5mm hex shaft adaptors – 1 x LV motor or 2 x LW motor (Ref: 9163254)
- I** 3 x Stop Rings for 5mm hex shaft (Ref: 9162258)
- J** Power 1.5 DC Holder also available (Ref 1780802)



* Headrail and shaft not available from Somfy

* Accessories are available for other headrail combinations

LV / LW H/W Roman Blind Order Form

24V DC
Low Voltage



You're Company Details:

Company Name	Contact Name	B P Code
Company Address	Delivery Address	Contact Numbers
		Tel:
		Fax:
		Customer Order No

You're Order Details:

Part Number	Description	Units Required
	Motor – See Selection Chart	
1810153	Centralis DC IB	
1870149	Power 1.5 DC Transformer	
1780802	Power 1.5 DC Holder	
9163030	AMS Mechanical Stops	
Short Cone CTS Components		
1781000	Cone Cover	
1781003	Cone	
9162141	Ring	
9162159	Bearing	
Long Cone CTS Components		
9162140	Cone Cover	
9162136	Cone	
9162141	Ring	
9162159	Bearing	
9163262	Headrail Adapters	
9163251	Shaft Adapters	
9163254	Long Motor 5mm Shaft Adapters	
9162258	Stop Rings	

Requested Supply Date		Date		Signed	
-----------------------	--	------	--	--------	--

*Please refer to the customer service booklet for terms and conditions.

LS40 H/W Roman Blind Kit



Fabric	Semi-opaque	Heavy Fabric
Max Height	5M	5M
Max Square M (4Nm / 9Nm)	10 / 15M ²	7.5 / 10M ² - Dependant on motor choice
Min Width	0.6M	0.6M
Max Width	3M	3M

A

LS 40 1.3/55 LYRA Ref: 1000004
 LS 40 3/30 MERCURE Ref: 1020010
 LS 40 4/14 ARIES Ref: 1021021
 LS 40 9/14 MARS Ref: 1023010

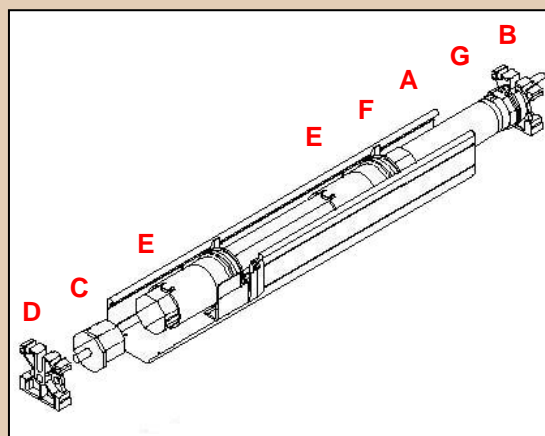
230V

H

Centralis Uno IB
 Ref: 1810208

Kit Parts For an LS40 H/W Roman Blind

- A** - 1 x Motor (Ref: LS 40 1.3/55 LYRA Ref: 1000004
 LS 40 3/30 MERCURE Ref: 1020010
 LS 40 4/14 ARIES Ref: 1021021
 LS 40 9/14 MARS Ref: 1023010)
- B** - 1 x LS40 Motor Bracket (Ref: 9500736)
- C** - 1 x Plug End (Ref: 9137018)
- D** - 1 x Plug End Bracket (Ref: 9500736)
- E** - CTS systems (1 set per cord) Cone Ref: 9162144
 Bearing Ref: 9162145
- F** - 1 x 40mm Oct Drive wheel (Ref: 9147545)
- G** - 1 x Crown Wheel 40mm Oct (Ref: 9147327)
- H** - 1 x Centralis Uno IB (Ref: 1810208)



* Tube and headrail not available from Somfy

LS40 H/W Roman Blind Kit Order Form

240V AC
Mains Voltage



You're Company Details:

Company Name	Contact Name	B P Code
Company Address	Delivery Address	Contact Numbers
		Tel:
		Fax:
		Customer Order No

You're Order Details:



LS40 H/W Roman Blind Ordering Details		
Part Number	Description	Units Required
1000004	LS 40 1.3/55 LYRA	
1020010	LS 40 3/30 MERCURE	
1021021	LS 40 4/14 ARIES	
1023010	LS 40 9/14 MARS	
9500736	LS40 Motor Bracket	
9137018	Plug End	
9500736	Plug End Bracket	
9162144	CTS 40 Cone	
9162145	CTS 40 Bearing	
9147545	40mm Oct Drive wheel	
9147327	40mm Oct Crown Wheel	
1810208	Centralis Uno IB	

Requested Supply Date		Date		Signed	
-----------------------	--	------	--	--------	--

*Please refer to the customer service booklet for terms and conditions.

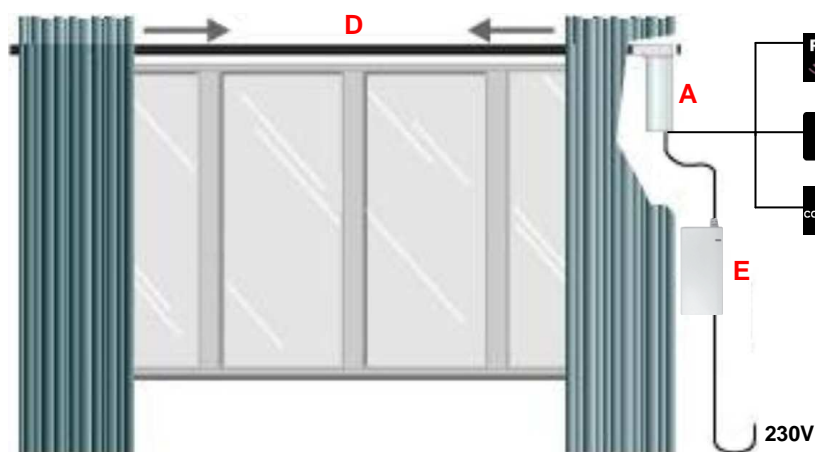
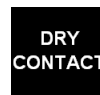
Glystro 50 Curtain Track Kit



	Double Curtain	Single Curtain
		
Length	Weight (Kg)	Weight (Kg)
4 M	60 *	50 *
8 M	55 *	45 *

* Maximum advised weight of curtain

Glystro System is available in straight tracks only



RTS RTS Built in
(system includes RTS handset)

Ir Infrared Via IR3 Sensor and handset
(Purchased Separately)

DRY CONTACT Dry Contact Built in
(via RJ11 sockets x 2)

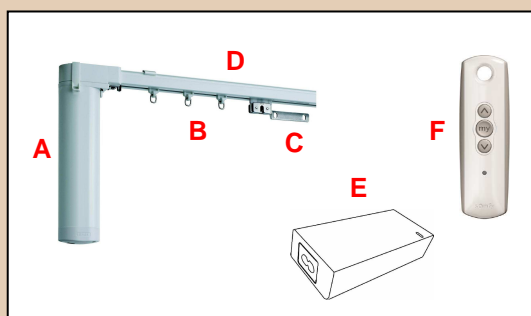


Power supply Holder also
available Ref: 1780802

Kit Parts For A Glystro RTS System


- A** - 1 x Glystro 50 Motor
- B** - Runners (Nr depends on track length)
- C** - 1 x Overlap Arm
- D** - 1 x Track
- E** - 1 x External Power Supply
- F** - 1 x Telis 1 RTS Pure Handset

These Items are
included in the
standard system;
see chart for
sizing and
reference
numbers.



RAIL LENGTH				Reference	
Fr	0.5 M	->	0.99 M	One-way	Two-way
>	1 M	->	1.49 M	1 000 636	1 000 706
>	1.5 M	->	1.99 M	1 000 684	1 000 707
>	2 M	->	2.49 M	1 000 685	1 000 708
>	2.5 M	->	2.99 M	1 000 686	1 000 709
>	3 M	->	3.49 M	1 000 687	1 000 710
>	3.5 M	->	3.99 M	1 000 688	1 000 711
>	4 M	->	4.49 M	1 000 689	1 000 712
>	4.5 M	->	4.99 M	1 000 690	1 000 713
>	5 M	->	5.49 M	1 000 691	1 000 714
>	5.5 M	->	5.99 M	1 000 692	1 000 715
>	6 M	->	6.49 M	1 000 693	1 000 716
>	6.5 M	->	6.99 M	1 000 694	1 000 717
>	7 M	->	7.49 M	1 000 695	1 000 718
>	7.5 M	->	7.99 M	1 000 696	1 000 719
>	8 M	->	8.49 M	1 000 697	1 000 720
>	8.5 M	->	8.99 M	1 000 698	1 000 721
>	9 M	->	9.49 M	1 000 699	1 000 722
>	9.5 M	->	9.99 M	1 000 700	1 000 723

Glystro 50 Curtain Track Kit Order Form



Customer

Address

Delivery Address -
if different
from above
**Please provide
telephone nr
for delivery**

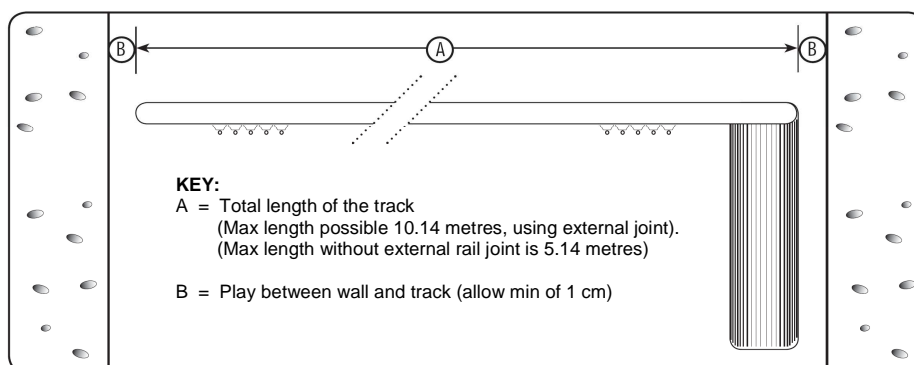
Town+Post code

Name and Tel Nr

Address

Town+Post code

**Principle
drawing**
(for your
information)



PLEASE INDICATE	QUANTITIES	REFERENCE NUMBER	RAIL LENGTH	MOTOR LEFT OR RIGHT MOUNTED (looking from inside the room to the track)		ASSEMBLY SUPPORT
GLYSTRO 25 OR 50 MOTOR NEEDED				One way, single opening - motor will be placed behind the curtain	Two way, central opening - please indicate on which side motor should be	
25 50 pcs cm	left <input type="checkbox"/> right <input type="checkbox"/>	left <input type="checkbox"/> right <input type="checkbox"/>	ceiling <input type="checkbox"/> wall <input type="checkbox"/>
25 50 pcs cm	left <input type="checkbox"/> right <input type="checkbox"/>	left <input type="checkbox"/> right <input type="checkbox"/>	ceiling <input type="checkbox"/> wall <input type="checkbox"/>
25 50 pcs cm	left <input type="checkbox"/> right <input type="checkbox"/>	left <input type="checkbox"/> right <input type="checkbox"/>	ceiling <input type="checkbox"/> wall <input type="checkbox"/>

NOTE: Glystro 25 is RTS enabled (only). Glystro 50 is RTS and dry contact enabled and Infrared capable.
For Glystro 25 and 50, each track will be supplied with power supply and Telis 1 RTS Pure rem. control as std.

If Infrared is required with Glystro 50, indicate here ☐ and complete the section below (no access's required for dry contact)

An IR3 Infrared Sensor 9154186 is required for each Glystro 50 Infrared. Please indicate number of sensors required ☐
(the IR3 connects direct into the motor)

Please also indicate the number of preferred Infrared handsets (either IR1 or IR8):

IR8 = 8 Channel Remote Control 1870132 ☐

or IR1 = Single Channel Remote Control 1870133 ☐

Customer

..... (Date)

..... (Signature)

Hard Wired Control Page

Mains Voltage AC Control

Venetian Blind Version

Centralis Uno IB VB
Ref: 1810019




Roller/Roman/Pleated Blind Version

Centralis Uno IB
Ref: 1810208

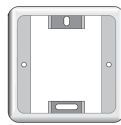


Switch Back Boxes

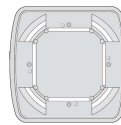
Flush mounted
back box Ref:
9128765



Indoor Receiver /
Dry Contact back
box Ref: 9154122



Centralis range
Surface mounted
back box Ref:
9102073



Centralis DC IB
back box Ref:
9000997

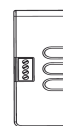


Bus Line Control

Sonesse 30 DCT
Setting Tool
Ref: 9014599



Sonesse 50 ILT
Setting Tool
Ref: 9050280



Centralis IB
Ref: 1810094



Low Voltage DC Control

Centralis DC IB
Ref: 1810153

