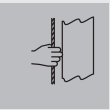


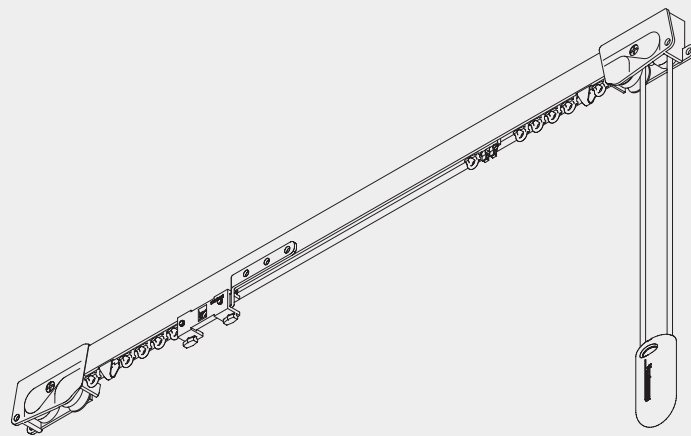
Cord Operated Curtain Track Systems





Cord Operated Curtain Track System

Silent Gliss® 3000



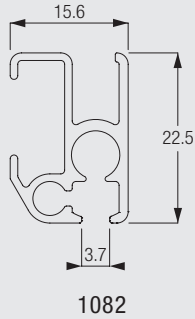
Product Information

- Strong and elegant, the most attractive corded track available
- Enclosed cord channels - the cord cannot slip out, making it the perfect choice for bay windows
- Can be forward and reverse bent - a unique feature made possible by the enclosed channels
- Can be corded from both ends for extra heavy curtains or where one curtain is wider than the other
- Easy ceiling or wall fix to all surfaces
- Standard colours: silver, white, gold, bronze, black, brushed aluminium
- Standard lengths: 5m (silver and white), 6m (silver, white, gold, bronze and black), 4m (brushed aluminium)
- Standard cord length 1500mm, right hand pull
- The above features mean System 3000 is highly regarded by many professional curtain fitters as the best available
- Can be bent



3000

Profile, Bending and Specification Information

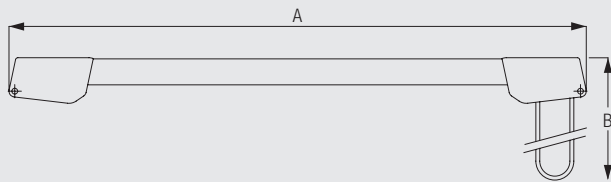


Due to the enclosed channels, this curtain track can be forward and reverse bent. The standard bending radius of 200mm can be reduced to as low as 100mm for reverse and forward bends if no overlap arm is used.

Specification Information - download from www.silentgliss.co.uk (password required).

Silent Gliss 3000 curtain track, cord drawn, anodised aluminium, assembled complete with gliders 3533 at 16/m. cord guide/return set 3288, pilot runners 3030 and 3213, overlap 3242 and cord 3090 (cord drop 1500mm. R.H.S.). Face fixed with nylon bracket 3630/top fixed with nylon bracket 3603 each screwed to timber/plugged and screwed to block/concrete at 600mm centres.Lm. in.....lengths. Silent Gliss 3000W, as 3000 except in powder-coated white-finished aluminium.

How to Measure



A: system width
B: cord height

System Dimensions



3000











6m



15kg

Maximum curtain weight chart

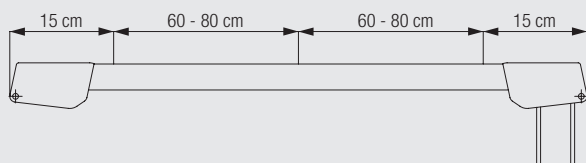
	1 m	2 m	3 m	4 m	5 m	6 m
	15	15	14	14	13	13
	15	15	14	14	13	13
	11	10	9	7	6	5
	11	10	9	7	6	5
	6	5	5	4	4	3
	6	5	5	4	4	3
	5	4	4	3	3	2
	5	4	4	3	3	2

(kg max.)

Straight tracks can be extended beyond 6m by using a connecting bridge and intermediate pulley.

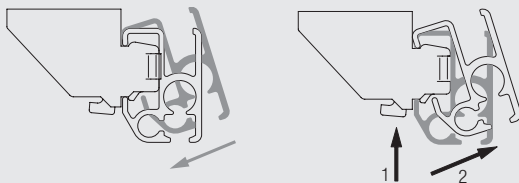
Fitting Information

Bracket positioning



The fixing distances above are meant as a guide only, they may vary in practice depending on surface and curtain weight.

Fixing with universal bracket



Applicable with 3603/3630/3655/3660.

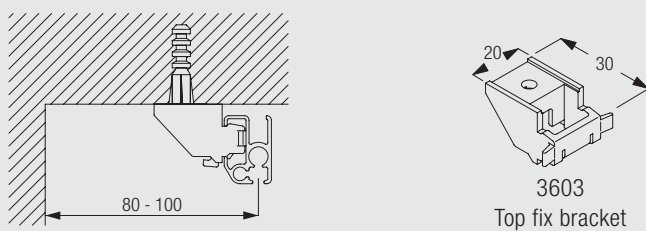
Installation: roll track onto bracket in direction indicated
Removal: 1. press to release 2. Rotate forward for removal



3000

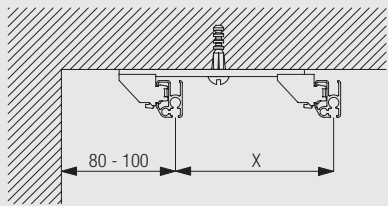
Fitting Options

Ceiling fix with bracket 3603

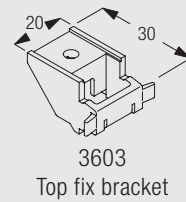
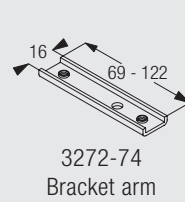


It is possible to fix two tracks in front of one another. When doing this allow 80-100mm between the front of the two profiles.

Ceiling fix with bracket 3603 and double arms 3272/3273/3274

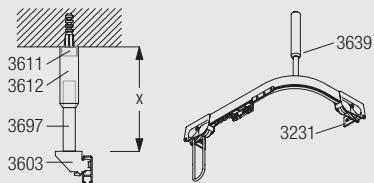


X (mm)
52
75
105

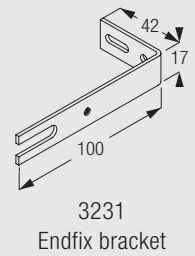
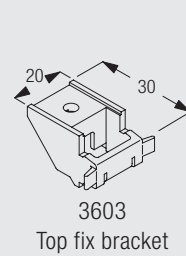
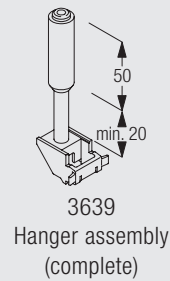


Double arm is threaded for screw 6748 (M4 x 8) for fixing the bracket 3603

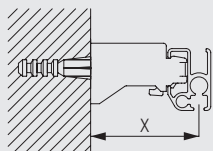
Suspended fix with bracket 3603 and hanger rod system 3639



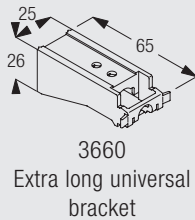
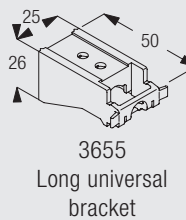
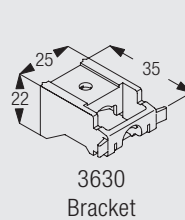
X (m)
3639 1.25 max.



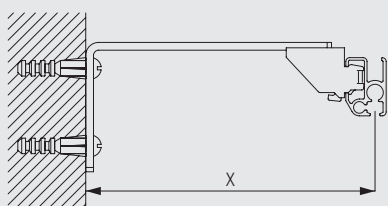
Wall fix with universal brackets 3630/3655/3660



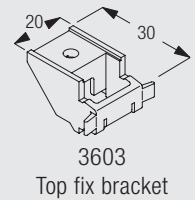
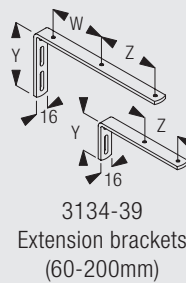
x (mm)
3630 39
3655 54
3660 69



Wall fix with brackets 3134-39 and bracket 3603

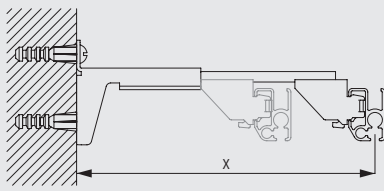


	X (mm)	W (mm)	Y (mm)	Z (mm)
3134	77	-	50	-
3135	97	-	50	50
3136	117	-	50	50
3137	137	-	80	50
3138	167	60	80	60
3139	217	85	80	85

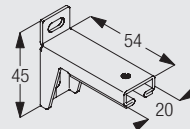


Brackets are threaded for screw 6748 (M4 x 8) for fixing the bracket

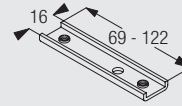
Wall fix with adjustable bracket support 3275-77 and bracket 3603



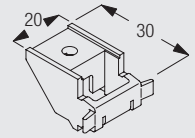
	X (mm)
3275	70-116
3276	87-140
3277	140-170



3271
Adjustable bracket
base



3272-74
Bracket arm



3603
Top fix bracket

Brackets 3275-3277 are a combination of bracket support 3271 and bracket arm 3272, 3273 or 3274
Brackets are threaded for screw 6748 for fixing the bracket

Standard Accessories

18R	Screw 25mm. No. 8 roundhead		0998	Safety Cord Retainer	
1082	Profile		3070	Twist eye endstop	
3090	Cord (ø 3.5mm)		3242	Overlap arm	
3534	Glider 3533 in strip form		3630	Bracket	

Sets

3288	Cord guide set with return, containing	3030	Pilot runner	1		
		3213	Adjustable pilot	1		
		3282	Cord guide left	1		
		3283	Cord guide right	1		

Optional Accessories

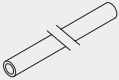

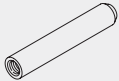

0516	Pelmet spacer		1105	Spacer	
3030	Pilot runner		3032	Spring stop	
3045	Metal overlap arm		3133	Bracket cover (60mm)	
3134	Extension bracket (60mm)		3135	Extension bracket (80mm)	

3136	Extension bracket (100mm)		3137	Extension bracket (120mm)	
3138	Extension bracket (150mm)		3139	Extension bracket (200mm)	
3208	Intermediate pulley		3213	Adjustable pilot	
3231	Endfix bracket		3271	Adjustable bracket base	
3272	Adjustable bracket arm (69mm)		3273	Adjustable bracket arm (92mm)	
3274	Adjustable bracket arm (122mm)		3275	Adjustable extension bracket set (69mm)	
3276	Adjustable extension bracket set (92mm)		3277	Adjustable extension bracket set (122mm)	
3340	Cord/Chain weight (not for use with 4845 metal bead chain)		3533	Glider	
3548	Retrofit glider		3570	Rotating glider	
3603	Top fix bracket		3618	Wall support	
3620	Connecting bridge		3655	Long universal bracket	
3660	Extra long universal bracket		3735	Cord tensioner with spring	
3799	Cord Tidy		6748	Cheese head machine screw (M4)	
1348R	Screw for spacer		3133L	Extended bracket cover for 3138/9	

3000

Sets

3289	Cord guide set with return, containing		3030	Pilot runner	1	
			3213	Adjustable pilot	1	
			3290	Cord guide left	1	
			3291	Cord guide right	1	

3639	Hanger rod assembly	3697	Rod	1	
		3611	Stud	1	
		3612	Support with screw	1	
		3699	Track insert	1	

Sewing Information and Accessories

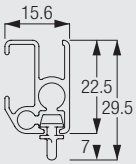






Diagram uses standard glider measured to the inside of the glider eye. For optional gliders substitute dimensions below:

3570 = 6.0

3548 = 7.5

3562	Standard tape		3571	Hook	
3582	Hook		3599	Hook	





3000



3000

www.silentgliss.co.uk

Silent Gliss Ltd
Pyramid Business Park
Poorhole Lane
Broadstairs
Kent
CT10 2PT
Great Britain

Tel: 0044 (0) 1843 863571
Fax: 0044 (0) 1843 864503
sales@silentgliss.co.uk